

Professional Learning Program



Table of Contents



Introduction

Professional Learning Program

Customize Your Learning

- Tools Training – Virtual

- Tools Training – Face to Face

- Pilots Applications

- ABEL Summer Institute 2012

Anytime, Anywhere Learning

- Webcast Series

- Speaker Series

- Self Directed Professional Learning

Enhance Your Leadership Skills

- Leadership Round Table

- Digital Literacy Leadership Seminars

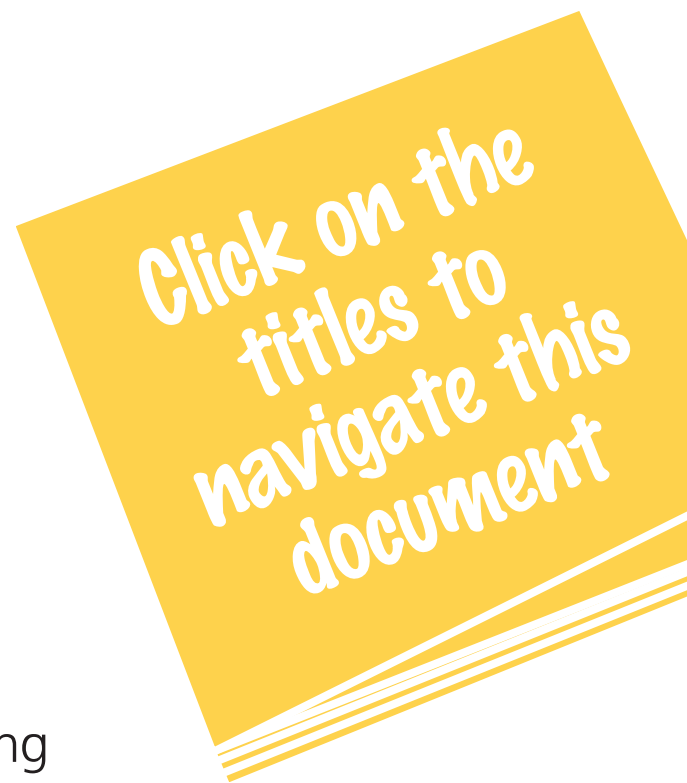
- Leadership Summit 2012

Other

- Support Your Annual Learning Plan

- Additional Qualification Opportunities

Calendar Listing



Introduction

ABEL's Professional Learning Program is differentiated in its approach to providing training sessions for members meeting the needs of learners. A wide-array of professional learning offerings are available for ABEL participants providing support for, and expertise in, a variety of tools and pedagogically sound approaches in the effective use of technology for teaching and learning. From face to face to virtual sessions, ABEL provides many different learning opportunities based on feedback from past participants.

Certificates will be provided for participants upon the completion of the ABEL Professional Learning Program and YRDSB teachers will see completed programs added to their Connect2Learn portfolios. For additional information about ABEL Professional Learning, please contact abelinfo@yorku.ca.



Professional Learning Program

Customize Your Learning

ABEL offers a variety of hands on sessions for members to learn how to use a tool or application in their teaching and learning. The Tools Training sessions are offered throughout the year at York University or virtually using videoconferencing. Customized sessions are available as well. Members interested in learning about new and emerging tools in education should look at Pilot Applications.

Tools Training – Virtual
Tools Training – Face to Face
Pilot Applications
ABEL Summer Institute 2012

Anytime, Anywhere Learning

ABEL provides a variety of opportunities for members to access professional learning when it is convenient for them. The Webcast Series videos complement the Tools Training sessions and are released prior to the hands on session. The Speaker Series highlights a variety of leading edge educators sharing their best practices. ABEL also offers Self-Directed Professional Learning through online courses available for members to access at a time convenient for the learner.

Webcast Series
Speakers Series
Self-Directed Professional Learning

Enhance Your Leadership Skills

Leadership is core to the ABEL program. ABEL offers members many opportunities to enhance and expand their leadership skills. The ABEL Leadership Round Table is a network of educational leaders in ABEL who collaborate, share and learn from each other. Members can join our online Digital Literacy Leadership Seminars and participate in facilitated learning on leadership for digital learning. ABEL also hosts a Leadership Summit in February for leaders to engage in meaningful conversation with insightful and innovative colleagues.

Leadership Round Table
Digital Literacy Leadership Seminars
Leadership Summit 2012

Other

ABEL provides other support for members' professional learning, including support for their annual learning plan and involvement with Additional Qualification Opportunities through York University.

Supporting your Annual Learning Plan
Additional Qualification Opportunities
(in co-operation with York U Faculty of Education)



Customize Your Learning



Tools Training - Virtual

ABEL Virtual Tools Training offers a means for members to attend training sessions from a remote location to suit their needs. These sessions will only be offered online and testing of connectivity before the session is required. The focus of each session will vary to meet the needs of the participants as each session is personally planned.

These virtual opportunities offer members a chance to have an expert come to your location virtually for a one hour training session for a specific topic. Simply choose your topic, choose your date and choose your time. Have the session for a lunch and learn, during a common prep time, after school or at a time convenient to your schedule.

ABEL tools available for virtual professional learning sessions:

- Moodle
- VoiceThread
- Turnitin
- Mahara
- Streamed Media
- Social Media Tools (Delicious, Diigo, Twitter, RSS...)
- and others as per request

Virtual sessions can be planned for any time during the day based on the availability of the expert facilitator.

NOTE: If you are a teacher in a school district and release time is required, consult with administration for approval to participate and make the appropriate arrangements before finalizing your session.

How to book a session:

- Book at least three week in advance
- Ensure everyone participating wants to learn the same chosen topic
- Send a list of names of participants to the ABEL Program Office at least one week in advance
- Ensure everyone in the room has the proper account five days prior to the session
- Book a technical test at least four days before session date to test the videoconference (vc) in the room for the session with the computer to be used
- Hold session in a computer lab with everyone at their own computer and a separate computer for vc
- Log into the vc session 15 minutes before the start time

To request a virtual session, please email abelinfo@yorku.ca with your request, provide the topic of your choice, a few dates that work for you and the time of day. For Learning Connections members, please email this information to ichelp@yorku.ca.



Tools Training - Face to Face

Face to Face Tools Training sessions provide opportunities for members to learn the use of a variety of technologies that support and improve 21st century skills for all learners. These sessions are hands-on for participants to gain experience

using the tool and learn how to create activities for teaching and learning. During the sessions, participants engage in conversations about best practices and share ideas of how they can effectively use the specific tool(s).

Additional dates may be considered as ABEL acquires new tools. Customized and site-based training sessions are also available. Email abelinfo@yorku.ca if you have specific training needs and/or requests.

The Face to Face Tools Training sessions take place at York University on the 3rd floor of the York Research Tower. Information regarding location and parking will be sent to participants 2 days prior to the session.

To register for a session and for more information, click on the session link below. Participants can register for morning and/or afternoon sessions.

Registration for each session closes two business days before the event.

A minimum of 4 registrants are required for the session to run at York University. If the minimum is not met, you will be contacted and other arrangements will be made to accommodate your professional learning.

NOTE: If you are a teacher in a school district, registration and participation in the Face to Face Tools Training sessions may be subject to teacher release approval. Please consult your administration for approval to participate and make the appropriate arrangements before registering.



Sessions

Times:

Morning session from 8:30 am – 11:30 am
Afternoon session from 12:30 pm – 3:30 pm

Introduction to Moodle 2.0

[*Tuesday Morning September 27th 2011*](#)

This session is for teachers who do not have any experience with Moodle, and want to start using this tool. Moodle can be used to create online learning environments and collaboration spaces. It can be used in the classroom to improve student learning, increase student achievement, and develop literacy skills. During this session, participants will:

- Create, set up and organize a new course
- Learn how to edit the course settings and add titles and labels to the course
- Include some activities in their Moodle by adding resources and discussion forums
- Bring some resources on a USB that you can upload to your first Moodle.

Check out the webcast available
September 15th 2011.

Working in Moodle 2.0

[*Tuesday Afternoon September 27th 2011*](#)

[*Tuesday Afternoon February 14th 2012*](#)

ABEL introduces Moodle 2.0, the latest version of Moodle. This session is for Moodle 1.9 users who want to move to 2.0 and for teachers who already have a Moodle 2.0 course. Enhance your existing Moodle 2.0 course to include many features that can improve student learning, increase student achievement, and develop literacy skills.

During this session, participants will:

- Learn about the new features in Moodle 2.0
- Learn how to add activities such as assignments, wikis and glossaries
- Investigate different web applications that can be embedded in their Moodle
- Discuss and share different ways they are using Moodle
- Bring resources and ideas for increasing your Moodle learning impact.

Check out the webcast available
February 2nd 2012.

Need Assistance

- If there are any questions about participating in the ABEL Professional Learning Program, please contact the ABEL Program Office at abelinfo@yorku.ca.
- To register for a session, click on the date for the session. You will need to login to the ABEL website to register.





Live@edu - Microsoft

[Thursday Morning October 27th 2011](#)

[Tuesday Morning February 14th 2012](#)

Microsoft's Live@Edu accounts allow access to 10 GB of email storage, Skydrive - 25 GB of cloud storage, as well as calendars, document sharing, instant messaging and video chat. During this session participants will:

- Explore tools accessible through Live@Edu
- Explore additional optional applications in Live Essentials
- Discuss ways to use Live@Edu with your students and fellow colleagues

Videoconferencing: A World of Learning is Just a Click Away

[Thursday Afternoon October 27th 2011](#)

This session will show educators how to use Adobe Connect as an effective tool for online collaboration, learning and communication. Learn how to "connect" to others in the videoconferencing tool. During this session participants will:

- Create virtual, online classrooms or meetings using different formats
- Learn how to use chat, polling questions, share desktop and applications, use the white board and learn how to record the session
- Learn the basic dos and don'ts of videoconferencing
- Be presented with several examples from previous videoconferences

Check out the webcast available October 13th 2011.

Digital Portfolios for your Professional Use

[Wednesday Morning November 9th 2011](#)

Educators and learners can now demonstrate and share their learning using digital age tools. In this session learn about a variety of options for the creation of digital portfolios to be used by all learners, by using a variety of web based tools. During this session participants will:

- Examine ABEL portfolio tools designed to encourage self-regulation in learners within student-centered curricula
- Compare the best uses of each tool for their own curricula, their own students, and classrooms
- Consider how to use ePortfolios for their own professional growth and success
- Share ideas, and explore new ones

Check out the webcast available November 3rd 2011.

Web-based Multimedia Tools

[Wednesday Afternoon November 9th 2011](#)

There are an amazing number of OSAPAC approved resources and ABEL web based resources that teachers can incorporate into their planning for teaching and learning. During this session participants will:

- Learn about a variety of free web based multi-media tools
- Explore tools such as VoiceThread, Bit-strips, and Frames4
- Create, share and explore using the variety of tools
- Learn how to search for and use images licensed under Creative Commons



Building your Network: Leadership and Social Media Tools (Part 1 of 2)

[Thursday Morning December 8th 2011](#)

What is a personal learning network? How does one develop and control a digital identity? If these questions intrigue and challenge you, come to this session to learn about tools for tweeting, social bookmarking and blogging. During this session participants will:

- Explore and gain an understanding of different methods used to become a connected learner
- Learn how they can connect with other educators to create a personalized, informal learning network
- Be introduced to different educational learning networks

Check out the webcast available December 1st 2011.

Building your Network: Leadership and Social Media Tools (Part 2 of 2)

[Thursday Afternoon December 8th 2011](#)

After being introduced to several tools in part 1, continue to work with educators by setting up accounts and exploring the tools presented. During this session participants will:

- Set up accounts for the social media tools they wish to explore
- Learn details of the use of that tool
- Explore the use of hash tags and how to search for specific tags
- Explore some mobile applications

Social Media and Critical Inquiry

[Wednesday Morning March 28th 2012](#)

This session will introduce participants to Web 2.0 tools that can be used to enhance students' critical literacy skills. These tools will help students become successful with managing digital content and resources. Participants will:

- Learn how to utilize a variety of web based tools to help organize digital content
- Understand how to connect the digital learning tools to effective inquiry
- Explore how to tag and share resources with groups of learners
- Discuss how this helps students better synthesize their digital content
- Apply these tools to support research and inquiry across curricular areas

Check out the webcast available March 2nd 2012.

Streamed Media to Enrich Learning

[Wednesday Afternoon March 28th 2012](#)

This session will give participants an opportunity to discover the wealth of resources available through streamed media content licensed through OSAPAC. During this session participants will:

- Learn how to access streamed media content using tools such as: Learn360, Naxos, National Film Board
- Search for relevant content
- Locate and share resources with colleagues



Transform your Project: Merging Pedagogy and Technology (part 1 of 2)

[Tuesday Morning April 24th 2012](#)

This is a two part session providing opportunity for participants to discuss, share, plan and design new ways to work and learn with students. Redesign your summative project to engage your learners and improve their digital literacy skills. During this session participants will:

- Share their ideas with the group
- Brainstorms how to redesign their projects
- Discover resources or tools available
- Plan and redesign a summative project

Transform your Project: Merging Pedagogy and Technology (part 2 of 2)

[Tuesday Afternoon April 24th 2012](#)

This is a two part session providing opportunity for participants to discuss, share, plan and design new ways to work and learn with students. Redesign your summative project to engage your learners and improve their digital literacy skills. During this session participants will:

- Share their ideas with the group
- Brainstorms how to redesign their projects
- Discover resources or tools available
- Plan and redesign a summative project

Enrich your Moodle by Integrating Web 2.0

[Thursday Morning May 17th 2012](#)

Use Moodle as your hub to access and integrate other Web 2.0 tools. This session will provide opportunity for educators to explore the options for using Web 2.0 tools in Moodle. Participants will:

- discuss a variety of Web 2.0 tools that can be used with Moodle
- Learn different ways to embed web applications in Moodle
- Embed Web 2.0 applications in a Moodle course

Moving to Moodle 2

[Thursday Afternoon May 17th 2012](#)

It is time to move. This session will give participants a chance to move their Moodle 1.9 course to Moodle 2. Moodle 1.9 will still exist for the next school year, but no new courses will be added. In this session participants will:

- Learn about the process to move a Moodle 1.9 course to Moodle 2
- Either backup then restore their existing courses or start new in Moodle 2
- Learn about some of the new features in Moodle 2
- Work with their new course in Moodle 2

“ ABEL uses a blended approach to professional learning design; collaborative technology can make online learning as interactive as face to face sessions. ”





Pilot Applications

ABEL's mandate includes measuring the effectiveness of new tools and resources for teaching, training and learning. ABEL invites its members who have interest in using new and emerging tools and applications to participate in ABEL Research

Applications pilots. The purpose of the pilots is to determine how best to implement new learning technologies and applications, identify training and support needs and provide evidence of enhanced teaching, training and learning value.

By taking part in the pilot, participants agree to:

1. Register in the pilot program – see below for details
2. Attend the pilot training session if provided
3. Use the pilot application within the dates indicated below
4. Contact abelinfo@yorku.ca during the pilot if any problems arise
5. Respond to the ABEL program for feedback and input during the pilot
6. Complete a survey at the end of the pilot to provide feedback.

Priority support for these tools will be provided to those listed as part of the pilot program.

To register or to obtain more information about participating in a pilot, contact abelinfo@yorku.ca.

The Pilot Tools Training sessions take place at York University on the 3rd floor of the York Research Tower. Information regarding location and parking will be sent to participants 2 days prior to the session.

A minimum of 4 registrants are required for the session to run at York University. If the minimum is not met, you will be contacted and other arrangements will be made to accommodate your professional learning.



Tools

Mygazine

Mygazines empowers marketers, publishers, professionals, educators and corporations with the tools to produce, distribute and track their content on any web enabled device. The tool was presented at ASI2011 and was used by the ABEL Program Office to produce the Professional Learning Program (PLP) for 2011-12 (<http://mygazines.abelearn.ca/issue/39887>)

Pilot Timeline

This pilot will run from September 2011 to June 2012. During this time you are expected to use the tool and be able to provide feedback. A survey will be sent out at the end of May for your general feedback about the tool.

The pilot is now closed to registration.

Mahara

Mahara is a fully featured electronic portfolio, weblog, resume builder and social networking system, connecting users and creating online communities. Mahara is designed to provide users with the tools to create a personal and professional learning environment. This pilot will focus on using Mahara to create personal professional portfolios.

Training Date

[*Thursday February 23rd 2012, 1:00 pm – 3:00 pm*](#)

Pilot Timeline

This pilot will run from March 2012 to May 2012. During this time you are expected to use the tool and be able to provide feedback. A survey will be sent out at the end of May for your general feedback about the tool.

NOTE: If you are a teacher in a school district, registration and participation in the Pilot Applications Training sessions may be subject to teacher release approval. Please consult your administration for approval to participate and make the appropriate arrangements before registering.

Edmodo

Edmodo provides a safe and easy way for your class to connect and collaborate, share content, and access homework, grades and school notices. Edmodo can also be used to connect with your peers with Edmodo communities to instantly connect teachers to a global network of educators.

Training Date

[*Wednesday January 18th 2012, 1:00 pm – 3:00 pm*](#)

Pilot Timeline

This pilot will run from February 2012 to May 2012. During this time you are expected to use the tool and be able to provide feedback. A survey will be sent out at the end of May for your general feedback about the tool.

Need Assistance

- If there are any questions about participating in the ABEL Professional Learning Program, please contact the ABEL Program Office at abelinfo@yorku.ca.
- To register for a session, click on the date for the session. You will need to login to the ABEL website to register.





ABEL Summer Institute 2012

Changing Learning Cultures: Transforming Practice

ABEL strives to improve results through its virtual community for sharing knowledge and collaboration and its professional learning program. Through both public and private sector partnerships and a research-based approach, ABEL models the use of new and existing information communication

technologies (ICT) in teaching and learning. This combination of networks and partnerships, with a focus on research results that support innovative models for teaching and learning drive institutional transformation and create new learning, teaching and training opportunities.

At the ABEL Summer Institute, participants will:

- Develop new knowledge and skills required to prepare learners for connected community learning;
- Understand the value of job-embedded learning and collaborative knowledge communities for teacher/faculty efficacy, classroom practice and student success;
- Heighten awareness of how new technological tools and resources enrich classroom learning, increase engagement, and build community;
- Expand opportunities to reflect as individuals and push thinking to higher levels, to share as teams, to shape new learning experiences and to benefit from ongoing professional learning;
- Share ideas to inform innovative teaching and learning practice that builds professional community

- Increase engagement in constructing effective learning that leverages social innovation, builds knowledge community and sets direction for future planning; and,
- Participate in a greener, more environmentally friendly learning and leadership experience at the annual summer institute.

Dates: August 21-22, 2012

Location: York University

Registration for the ABEL Summer Institute 2012 will be available on the homepage of the ABEL Community in the Summer Institute Section, and on the ABEL website at www.abelearn.ca as of February 2012.

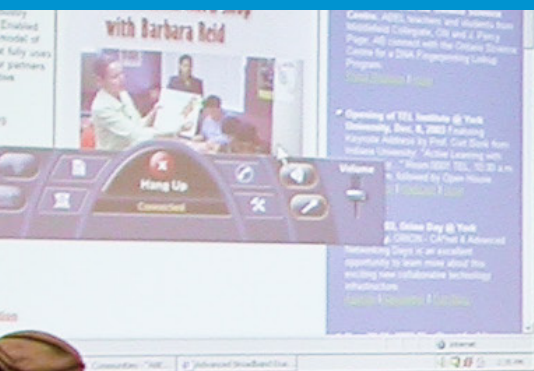
[Click here for more information about the 2012 ABEL Summer Institute](#)

[Click here for information about past ASI](#)

*“ At the ABEL Summer Institute,
participants will develop new
knowledge and skills required to
prepare learners for connected
community learning. ”*



Anytime, Anywhere Learning



Webcast Series

The Webcast Series provides access to information and training that supplements The Face to Face Tools Training sessions. Webcasts offer a variety of “how to” videos with pedagogical strategies for using the highlighted tool. Activities related to

the webcast are provided to enhance your learning while watching the webcasts. ABEL members can view the streamed videos at their convenience on topics that interest them.

ABEL has an extensive library of streamed webcasts already produced. Check out the video content in the multimedia center at:

www.abelearn.ca/abel/MediaCentre.aspx

Members are encouraged to get involved. Do you know of an interesting webcast idea worth capturing? If you have something to contribute to the webcast series please contact abelinfo@yorku.ca.



Webcasts

Introduction to Moodle 2.0

[*Thursday September 15th 2011*](#)

Are you using Moodle 2.0 for the first time? Are you curious about what is new in Moodle 2.0? This webcast series demonstrates some of the basic features in Moodle 2.0 such as: setting up a course, formatting the main page and adding resources.

Videoconferencing - A World of Learning is Just a Click Away

[*Thursday October 13th 2011*](#)

With today's videoconferencing apps, collaboration and engagement has never been easier. This webcast will provide examples of videoconferences from different perspectives such as technology utilization, grade / curriculum focus, event format and creativity.

Digital Portfolios for Your Professional Use

[*Thursday November 3rd 2011*](#)

Interested in creating a digital portfolio of your professional learning and accomplishments? During this webcast, learn about a variety of options for the creation of digital portfolios to be used by all learners, by using a variety of web based tools. Educators and learners demonstrate and share their learning using digital age tools.

Building your Network: Leadership and Social Media Tools

[*Thursday December 1st 2011*](#)

What is a personal learning network? How does one develop and control a digital identity? What tools and methods can be used to become a connected educator? How does one connect with other educators to create a personalized, informal learning network? If these questions intrigue and challenge you, watch this webcast to learn about the tools, the research and where to begin.

Working in Moodle 2.0

[*Thursday February 2nd 2012*](#)

Are you looking to advance your knowledge of Moodle 2.0? Do you want to try some more involved features? This webcast will demonstrate how to use some of the advanced features in Moodle 2.0 such as: adding discussion forums, embedding HTML code and the use of conditional activities.

Social Media and Critical Inquiry

[*Thursday March 22nd 2012*](#)

Do you struggle with managing enormous amounts of information on the web? Want to share with others? Learn how to combine the use of social bookmarking tools such as Diigo and Delicious to organize and share professional reading for research.

21st Century Projects: Ideas worth sharing

[*Thursday April 12th 2012*](#)

Looking for new ways to work with students for a summative project? Watch this video for some ideas of online projects that provide students with alternative ways to learn and share their learning.

The ASI Chatter

[*Thursday May 3rd 2012*](#)

[*Thursday June 7th 2012*](#)

Want to start making connections for collaborating in the summer? Learn about what will be happening at this year's ABEL's Summer Institute (ASI). This annual event is a great opportunity for ABEL members and non-members to meet face to face, exchange ideas and become inspired about their experiences with, and the possibilities of, the ABEL program.

Need Assistance

- If there are any questions about participating in the ABEL Professional Learning Program, please contact the ABEL Program Office at abelinfo@yorku.ca.
- To register for a session, click on the date for the session. You will need to login to the ABEL website to register.
- To view a webcast or speaker series video, click on the publication date for the video. You will need to login to the ABEL website to view the videos



ABEL Speakers Series

The Speakers Series provides many opportunities to learn from cutting-edge research and exemplary practice presented by well-known practitioners. The Speakers Series uses a webcast format to

allow for easy access and sharing among colleagues. Members can view the streamed Speakers Series videos at their convenience on topics that interest them.

ABEL has an extensive library of streamed media already produced. Check out our video content in the multimedia center at:

www.abelearn.ca/abel/MediaCentre.aspx

Additional speakers may be scheduled throughout the school year providing leading-edge philosophy on educational practice that supports student achievement. Check the ABEL Multimedia centre often for updates.

If there are any questions or if you have a speaker to recommend, contact the ABEL Program Office at abelinfo@yorku.ca.

Speaker Series

The Flat World Has Swung Open: How Web Technology is Revolutionizing Education by Curt Bonk
[Thursday September 8th 2011](#)



Biography: Curt Bonk is Professor of Instructional Systems Technology at Indiana University and President of CourseShare. Drawing on his background as a corporate controller, CPA, educational psychologist, and instructional technologist, his research is at the intersection of business, education, psychology, and technology. Dr. Bonk is currently researching the Web 2.0 and non-traditional (i.e., “extreme”) learning. He may be contacted at cjbonk@indiana.edu and his homepage is at <http://mypage.iu.edu/~cjbonk/>.

Summary of video: Keynote from ASI 2011: Building on Thomas Friedman’s book, *The World is Flat*, Curt Bonk offers an intriguing look at 10 technology trends which he refers to as educational openers. The economic world of Friedman may be flatter, but the educational world is definitely more open than it was a decade or even a few years ago. Open up and enjoy it!

What Do We Keep and What Do We Throw Away? by Dean Shareski
[Thursday October 6th 2011](#)



Biography: Dean Shareski is a Digital Learning Consultant for Prairie South School Division in Saskatchewan, Canada. Dean is a strong advocate of design and storytelling and the power of sharing. He’s been modeling much of this on his own blog (ideasandthoughts.org) for over 6 years, which on the internet is like 88 years. He also is an adjunct professor at the University of Regina where he’s developed innovative instructional practices for pre-service teachers.

Summary of video: Spotlight speaker from ASI 2011: In the day in which we live there is a tension between adapting and responding to the ever changing landscape of information and connectivity and the tried and true methods and beliefs about school and learning. This video explores what is it about our education system and classrooms that need to remain intact and what might be some things we need to abandon.

Student Engagement and Web 2.0 in Blended Learning

by Norm Vaughan

[Thursday November 10th 2011](#)



Biography: Dr. Norm Vaughan: An educator and researcher with interests in blended learning, faculty development and K to 12 schooling. Dr. Norm Vaughan is an Associate Professor in the Department of Education, Faculty of Teaching and Learning at Mount Royal University in Calgary, Alberta. He recently co-authored the book *Blended Learning in Higher Education* (Jossey-Bass, 2008) and has published a series of articles on blended learning and faculty development.

Summary of video: Spotlight speaker from ASI 2011: There is an increased use of Web 2.0 technologies such as social networking sites, blogs, and wikis in higher education but there is lack of research about how these tools are impacting student learning and engagement. Can these tools be used to design and support learning activities that increase the level of student engagement and therefore lead to increased student success and satisfaction? Learn to develop or reinforce your own strategies for creating blended learning environments that foster student engagement and success.

Keepin' it Real: Professional Learning for Teachers

by Lisa Donohue

[Thursday December 8th 2011](#)



Biography: Lisa Donohue is a teacher and an author with Pembroke Publishing. She is passionate about creative solutions and innovative teaching techniques that nurture and support student growth. Lisa has a strong background in the arts and works collaboratively with other teachers in developing balanced literacy programs that foster student achievement.

Summary of video: In this video author Lisa Donohue introduces her latest title: "Keepin' it Real" To view a list of her other titles from Pembroke visit their website at: www.pembrokepublishers.com/bio.cgi?id=91

Neil Flambe and the Marco Polo Murders A Look at Cartooning

by Kevin Sylvester

[Thursday January 19th 2012](#)



Biography: Kevin Sylvester is an illustrator, writer and broadcaster based in Toronto. Has written numerous children's books and is winner of the 2009 and 2011 Silver Birch Awards. Kevin has been a broadcaster with CBC radio in Canada for years and years and now pursues freelance opportunities in his areas of expertise & interests.

Summary of video: In this video Kevin Sylvester presents to a group of students at Redstone Public School in YRDSB about his award winning title "Neil Flambe and the Marco Polo Murders" as well as cartooning, sports and writing in general. To learn more about Kevin visit his blog at: <http://kevinarts.blogspot.com/>

How Bullets Saved My Life: Fun ways to teach some serious writing skills"

by Judy Green

[Thursday February 9th 2012](#)



Biography: Judy Green is a Pembroke author and a former elementary teacher who has worked with librarians and teacher candidates at universities. She has also worked in children's book publishing as an editor, writer, and coordinator of special events. Judy currently hosts popular workshops for teachers and children at all grade levels.

Summary of video: Discover a wealth of activities and tips to help student writers get motivated, organized, and focused. In this video Judy explores the elements of good writing (content) and the mechanics of writing, including punctuation, capitalization, and spelling. She discusses how special tools (like bullets!) can help writers add material without overburdening the reader.

Illustrating Ideas – Everyone Can Draw!

by Mark Thurman

[Thursday March 8th 2012](#)



Biography: Mark Thurman is best known as a children's author/illustrator. He has written and illustrated 16 books and designed and illustrated more than 25 books for other authors. Mark has toured Canada extensively, sharing his stories and ideas with children and teachers in hundreds of schools. Mark, along with his co-author for Get Graphic, Emily Hearn, collaborated on "The Mighty Mites" comic strip series that appeared in Owl Magazine for more than a dozen years. Together they have also created books that have helped hundreds of children and young people draw and write picture books, comic strips, and graphic novels.

Summary of Video: Watch how Mark introduces a variety of drawing techniques introduced in his book about illustration and perspective.

Storytelling at ROAR @ Redstone

by Rene Schmidt

[Thursday April 5th 2012](#)



Biography: René Schmidt was born in Holland in 1954 and immigrated to Canada in 1957. He had many jobs in his early years including: a miner, truck driver, construction worker, taxi driver and upholsterer. He is a graduate of York University's Creative Writing Program and Faculty of Education. As a teacher, Rene noticed a lack of interesting books for low ability readers and began writing his own. He has now retired from 28 years of teaching and tries to write daily.

Summary of Video: Watch as author/storyteller Rene Schmidt engages students involved at the ROAR @ Redstone literacy festival in YRDSB to learn more about the author visit his site at: <http://tinyurl.com/3fpwlr3>

Need Assistance

- If there are any questions about participating in the ABEL Professional Learning Program, please contact the ABEL Program Office at abelinfo@yorku.ca.
- To register for a session, click on the date for the session. You will need to login to the ABEL website to register.



Caught in the Middle: Learn about the unique challenges middle-school students face in literacy learning

by David Booth

[Thursday May 10th 2012](#)



“ *The Speakers Series provides many opportunities to learn from cutting-edge research and exemplary practice presented by well-known practitioners.* ”

Biography: David has trained teachers to promote literacy in innovative ways for more than 30 years. He is currently the Elizabeth Thorn Chair of Literacy at Nippising University and Professor Emeritus at OISE/University of Toronto.

Summary of Video: In this video David Booth discusses his book: Caught in the Middle Learn about the unique challenges middle-school students face in literacy learning.



Self-Directed Professional Learning

ABEL members will find a number of interesting self-guided professional learning courses designed for both beginning and long-term members.

These courses are available on the ABEL website at www.abelearn.ca.

These courses can be accessed whenever it is convenient for members. Full access and learning goals for each self-directed course are provided and each course contains a variety of activities to engage the learner.

NOTE: No registration is required; these professional learning courses are self-directed classes. To access these classes, click on the course link below. You must login to the ABEL Website to access the course.



Courses Available

What is ABEL?

During this course participants will learn about the ABEL Community and what is available to ABEL members. Through interactive modules, learn about the ABEL principles and goals, how to be a part of the community and what services ABEL has to offer to all members.

[Click here to access this course](#)

(You must login to the ABEL Website.)

What is Learning Connections?

In this course participants will learn about the Learning Connection Program, what kind of support LC offers, what is the relationship between LC and District Champions, and what services are available as a LC or ABEL member.

[Click here to access this course](#)

(You must login to the ABEL Website.)

Video and Web Conferencing

During this course, participants will discover a variety of professional opportunities available for using video or web conferencing. Examples of how educators use videoconferencing and the impact on the learning community are also provided. Participants will learn about the VC equipment and what services can be accessed.

[Click here to access this course](#)

(You must login to the ABEL Website.)

Leadership: A Focus on Digital Literacy

This course is for leaders and aspiring leaders. Through a series of activities, participants will learn about the Ontario Leadership Framework and reflect on their own leadership practice through the lens of digital technologies for teaching and learning. By the end of this course, participants should have an electronic portfolio of their leadership skills and goals for improvement.

Coming soon.

Inquiry-Based Teaching and Learning

Are you interested in developing a consistent framework to guide your students toward successful research outcomes? Would you like to embed 21st Century skills into research assignments? In this self-directed course you will gain an understanding of research and inquiry skills for 21st Century learners. Explore how to incorporate this cross-curricular strategy into your plans for teaching and learning as you gain an understanding of self directed online learning.

Coming soon.



Enhance Your
Leadership Skills



Leadership Round Table (LRT)

The Leadership Round Table is a professional learning network for educational leaders in ABEL. Round Table participants are the liaison between the ABEL Program Office and ABEL members in

their institution. This network also provides leaders with a means to provide feedback to help drive and improve ABEL program offerings.

Meetings will occur throughout the year for leaders to share, discuss and collaborate. All meetings will be conducted via videoconference from 3:30-4:30 pm with connection to the conference starting at 3:00 pm.

The format for each session will be as follows:

- ABEL update information (PLP, website, upcoming events...)
- Professional sharing (What is working? What is new? What is challenging?)
- Themed topic (see below for themes for each meeting)

LRT Themed Topics

Tools Showcase

[Tuesday September 20th 2011](#)

Do you want to explore new technology tools and learn about what others are using? Do you have an idea for a new approach for teaching or learning and are looking for suggestions on how to proceed? Take this opportunity to discuss what technology tools you and others are using for teaching, learning and collaboration.

Leadership with a Focus on Using Technology for Learning

[Wednesday November 23rd 2011](#)

We are all leaders in education either in the classroom, in the school or in the district. How can we use our leadership role and make a difference? What does it mean to be leader? Attend this meeting to share some of your leadership experiences, discuss your successes and your challenges with colleagues and set goals for the school year.

Social Media in Education

[Tuesday February 28th 2012](#)

Does social media have a role in education? Discuss your thoughts on social media: in the classroom, to create professional learning networks or for personal use. What tools do you use and why? Learn how others are using social media.

Differentiated Instruction with Technology

[Wednesday April 18th 2012](#)

Differentiated instruction has always been a part of education, but now we have technology to make it happen. How can technology be used for differentiating our instruction in the classroom or while training others? Join our conversation on how we can use technology effectively in education to address our different learners.

If you are a leader or aspiring leader and are interested in joining this leadership program, please inform us at abelinfo@yorku.ca.

Need Assistance

- If there are any questions about participating in the ABEL Professional Learning Program, please contact the ABEL Program Office at abelinfo@yorku.ca.
- To register for a session, click on the date for the session. You will need to login to the ABEL website to register.
- To view a webcast or speaker series video, click on the publication date for the video. You will need to login to the ABEL website to view the videos

Digital Literacy Leadership Seminars (DLLS)

The ABEL Digital Literacy Leadership Seminars use a blended approach for professional learning through face to face or videoconferencing and an

online course. Participants collaborate and share effective digital literacy teaching and learning strategies through a variety of activities.

These seminars have been created to provide a forum where educators can discuss, reflect on and plan teaching, learning and leading strategies to address the needs of the 21st century learner and the use of technology in education. The two seminars have been developed to help improve the digital literacy and leadership skills of educational leaders so they can better prepare their students for success.

During each of seminar, participants will:

- Experience an online professional learning community;
- Learn to work in an online learning environment;
- Gain a deeper understanding of digital literacy and apply this understanding to instructional leadership; and
- Apply research-based approaches to professional learning leadership and instructional practice.

Digital Literacy Leadership Seminars

Public by Default, Private with Effort

[Wednesday October 19th 2011 to Friday November 11th 2011](#)

This seminar focuses on how we need to take control of our digital imprint. Gain an understanding of how to connect, communicate, create, collaborate and contribute in order to cultivate a professional learning community.

Leadership in a Digital Age

[Wednesday February 8th to Friday March 2nd 2012](#)

Engage in discussions. Participate in activities. Be active in your learning. Using the Ontario Leadership framework as a guide to effective leadership practices, this facilitated seminar will encourage you to reflect on your leadership practices and develop strategies to improve your leadership skills with a focus on using technology for learning.



2012 Leadership Summit

Leadership to Engage Change and Achieve New Learning Cultures

The purpose of the ABEL Leadership Summit is to engage education leaders (administrators, superintendents, principals, faculty, teacher-leaders), private and not-for-profit sector leaders

in dialogue and discussion about engaging people/systems in the change necessary to achieve new learning cultures that are supported by the effective use of technology.

At the Leadership Summit participants will

- Use strategic vision to motivate change and inspire the evolution of new learning cultures;
- Identify approaches that empower employees at all levels to participate and engage in learning;
- Explore how to leverage the sharing of internal knowledge and the gathering and integrating external information to motivate change; and
- Develop strategies that challenge the status quo and enable creativity throughout their organization.

**Date: February 10th 2012 followed
by 2 virtual learning sessions**
Location: York University

[Click here for more information about the 2012 Leadership Summit](#)

[Click here for information about past Leadership Summits](#)

Speakers/Facilitators



Dean Shareski

Digital Learning Consultant
Prairie South School Division,
Saskatchewan, Canada



Dr. Alec Couros

Professor of Educational
Technology and Media, and
Coordinator of Information and
Communications Technology,
Faculty of Education, University
of Regina, Saskatchewan, Canada



George Couros

Division Principal of Innovative Teaching
& Learning, Parkland School Division,
Alberta, Canada

*“ At the Leadership Summit participants
will use strategic vision to motivate
change and inspire the evolution of
new learning culture. ”*

Virtual Sessions

Following the face to face event on February 10th, delegates will continue their learning by participating in two virtual sessions. Our speaker/facilitators will be hosting the virtual sessions.

[Click here to see the choice of session dates](#)

1. Understanding the New Learning Culture and Learner Footprint

This session will explore the specifics of citizenship in a digital context. Rather than focusing upon prevention, participants will develop ideas to create and contribute to purposeful, engaged citizenship while learning online. These ideas will be explored and shared within the context of digital literacy, job-embedded learning, and engagement with parents, family and community.

2. Celebrating and Planning the Way Forward

This session will provide delegates with an opportunity for “show and tell”. Sharing their successes and challenges in implementing new learning cultures. This session is about reflecting upon your own professional growth and learning from fellow participants’ strategies that engaged systems in change and learning more about the road ahead.



Other

ABEL Supporting Your Annual Learning Plan

Occasionally, members of the ABEL and LC Community plan and deliver projects and activities independently, as individuals or as groups. Some of the most interesting and rewarding projects in the past are those that have responded to the

interests and needs of individual members and groups across the jurisdictions that make up the ABEL community.

On such occasions, ABEL provides a wide range of support for these initiatives including:

- Research services, tools training and technical support
- Contacts with appropriate expertise both within the Community and outside of it
- Planning processes, and/or
- Appropriate recognition within the Community and across jurisdictions

ABEL supports teachers as they pursue their own professional learning goals in alignment with the school's plan for continuous improvement. This is a great opportunity for all teachers in the ABEL and LC community to attain their goals set out in their Annual Learning Plan and to assist in completing the Teacher Performance Appraisal process.

Community members planning a project or delivering an event independently are urged to contact the Program Office initially so that the scope and goals of your project can be understood. In this way the best recommendations for technology and pedagogy can be made and support established to assist you. The ABEL Program Office can support you for both technical support and pedagogical planning.

Please register by contacting the ABEL Program office at abelinfo@yorku.ca. Someone from the program office will then schedule a date to discuss your scope and goals in order to provide effective pedagogy and technology support.

Need Assistance

- If there are any questions about participating in the ABEL Professional Learning Program, please contact the ABEL Program Office at abelinfo@yorku.ca.
- To register for a session, click on the date for the session. You will need to login to the ABEL website to register.
- To view a webcast or speaker series video, click on the publication date for the video. You will need to login to the ABEL website to view the videos



Additional Qualification Opportunities


York University offers opportunities for ABEL teachers to gain Additional Qualifications (AQ) by taking courses in a variety of subjects and areas of specialty. The AQ program is offered in an online format and will include and incorporate the work

community members are currently doing in their ABEL classrooms. York University is providing a special registration process to accommodate ABEL program participants.

Registering for a York University AQ course through ABEL provides additional means for the ABEL community to enhance their professional learning. Visit <http://edu.yorku.ca/profdev> to view the full offering of York University's online AQ courses.

ABEL and LC members interested in taking an AQ course must first email the ABEL Program Office at abelinfo@yorku.ca, indicating which course you would like to participate in. ABEL will confirm receipt of your email request and notify you about next steps.

Teachers and leaders have an opportunity to register for Additional Qualification courses offered through York University's Faculty of Education, Field Development Office for a special cost. For start dates and more information about courses, please see the university calendar at <http://edu.yorku.ca/profdev>.



Calendar Listing

Fall

September 2011

Thursday September 8th.
Speaker Series: Curt Bonk – The Flat World Has
Swung Open: How Web Technology is
Revolutionizing Education

Thursday September 15th.
Webcast: Introduction to Moodle 2.0

Tuesday September 20th.
LRT: Tools Showcase

Tuesday Morning September 27th.
Tools Training: Introduction to Moodle 2.0

Tuesday Afternoon September 27th.
Tools Training: Working in Moodle 2.0

October 2011

Thursday October 6th.
Speaker Series: Dean Shareski – What Do We
Keep and What Do We Throw Away?

Thursday October 13th.
Webcast: Video Conferencing - A World of
Learning is Just a Click Away

Wednesday October 19th to Friday November 11th.
DLLS: Public by Default, Private with Effort

Thursday Morning October 27th.
Tools Training: Live@edu - Microsoft

Thursday Afternoon October 27th.
Tools Training: Video Conferencing -
A World of Learning is Just a Click Away



November 2011

[Thursday November 3rd.](#)
[Webcast: Digital Portfolios for your Professional Use](#)

[Wednesday Morning November 9th.](#)
[Tools Training: Digital Portfolios for your Professional Use](#)

[Wednesday Afternoon November 9th.](#)
[Tools Training: Web-based Multimedia Tools](#)

[Thursday November 10th.](#)
[Speaker Series: Norm Vaughan – Student Engagement and Web 2.0 in Blended Learning](#)

[Wednesday November 23rd.](#)
[LRT: Leadership with a Focus on using Technology for Learning](#)

December 2011

[Thursday December 1st.](#)
[Webcast: Building your Network: Leadership and Social Media Tools](#)

[Thursday Morning December 8th.](#)
[Tools Training: Building your Network: Leadership and Social Media Tools Part 1](#)

[Thursday Afternoon December 8th.](#)
[Tools Training: Building your Network: Leadership and Social Media Tools Part 2](#)

[Thursday December 8th.](#)
[Speaker Series: Lisa Donohue – “Keepin’ it Real”: Professional Learning for Teachers](#)

“

I thought the sessions were very valuable. Lots of interesting ideas... I was very impressed. This is definitely some of the most valuable PD I have been to in a while!

”

Winter

January 2012

Thursday January 19th.
Speaker Series: Kevin Sylvester –
“Neil Flambe and the Marco Polo Murders”
A Look at Cartooning

February 2012

Thursday February 2nd.
Webcast: Working in Moodle 2.0

Wednesday February 8th to Friday March 2nd.
DLLS: Leadership in a Digital Age

Thursday February 9th.
Speaker Series: Judy Green –
“How Bullets Saved My Life: Fun ways to
teach some serious writing skills”

Tuesday Morning February 14th.
Tools Training: Live@edu - Microsoft

Tuesday Afternoon February 14th.
Tools Training: Working in Moodle 2.0

Tuesday February 28th.
LRT: Social Media in Education

Friday February 10th.
2012 Leadership Summit: Leadership to
Engage Change and Achieve New Learning
Cultures



March 2012

[Thursday March 8th.](#)

[Speaker Series: Mark Thurman –
Illustrating Ideas – Everyone Can Draw!](#)

[Thursday March 22nd.](#)

[Webcast: Social Media and Critical Inquiry](#)

[Wednesday Morning March 28th.](#)

[Tools Training: Social Media and Critical Inquiry](#)

[Wednesday Afternoon March 28th.](#)

[Tools Training: Streamed Media to Enrich Learning](#)

*“ Has revolutionized
what I am doing. ”*

*“ I thought that the workshop was very well
organized and that my questions were answered.
I appreciated the fact that we were able to work
on our Moodle during the session and if problems/
questions arose, there was someone, very
knowledgeable, ready to jump in and help us!
Thank you!! ”*

Spring

April 2012

Thursday April 5th.

Speaker Series: Rene Schmidt –
Storytelling at ROAR @ Redstone

Thursday April 12th.

Webcast: 21st Century Projects: Ideas
worth sharing

Wednesday April 18th.

LRT: Differentiated Instruction with Technology

Tuesday Morning April 24th.

Tools Training: Transform your Project: Merging
Pedagogy and Technology (part 1 of 2)

Tuesday Afternoon April 24th.

Tools Training: Transform your Project: Merging
Pedagogy and Technology (part 2 of 2)

May 2012

Thursday May 3rd.

Webcast: The ASI Chatter

Thursday May 10th.

Speaker Series: David Booth –
Caught in the Middle: Learn about the
unique challenges middle-school students
face in literacy learning.

Thursday Morning May 17th.

Tools Training: Enrich your Moodle by I
ntegrating Web 2.0

Thursday Afternoon May 17th.

Tools Training: Moving to Moodle 2



Summer

June 2012

Thursday June 7th.
Webcast: The ASI Chatter

August 2012

Tuesday August 21st to Wednesday August 22nd.
ABEL Summer Institute

“*Appreciate the range of
resources presented and
the patience with our
different needs.*”

Need Assistance

- If there are any questions about participating in the ABEL Professional Learning Program, please contact the ABEL Program Office at abelinfo@yorku.ca.
- To register for a session, click on the date for the session. You will need to login to the ABEL website to register.
- To view a webcast or speaker series video, click on the publication date for the video. You will need to login to the ABEL website to view the videos