



ABEL RSS Tutorial: Step By Step Instructions on How to Set Up an RSS Feed

(This tutorial is prepared based on Free FeedReader software available on www.feedreader.com website)

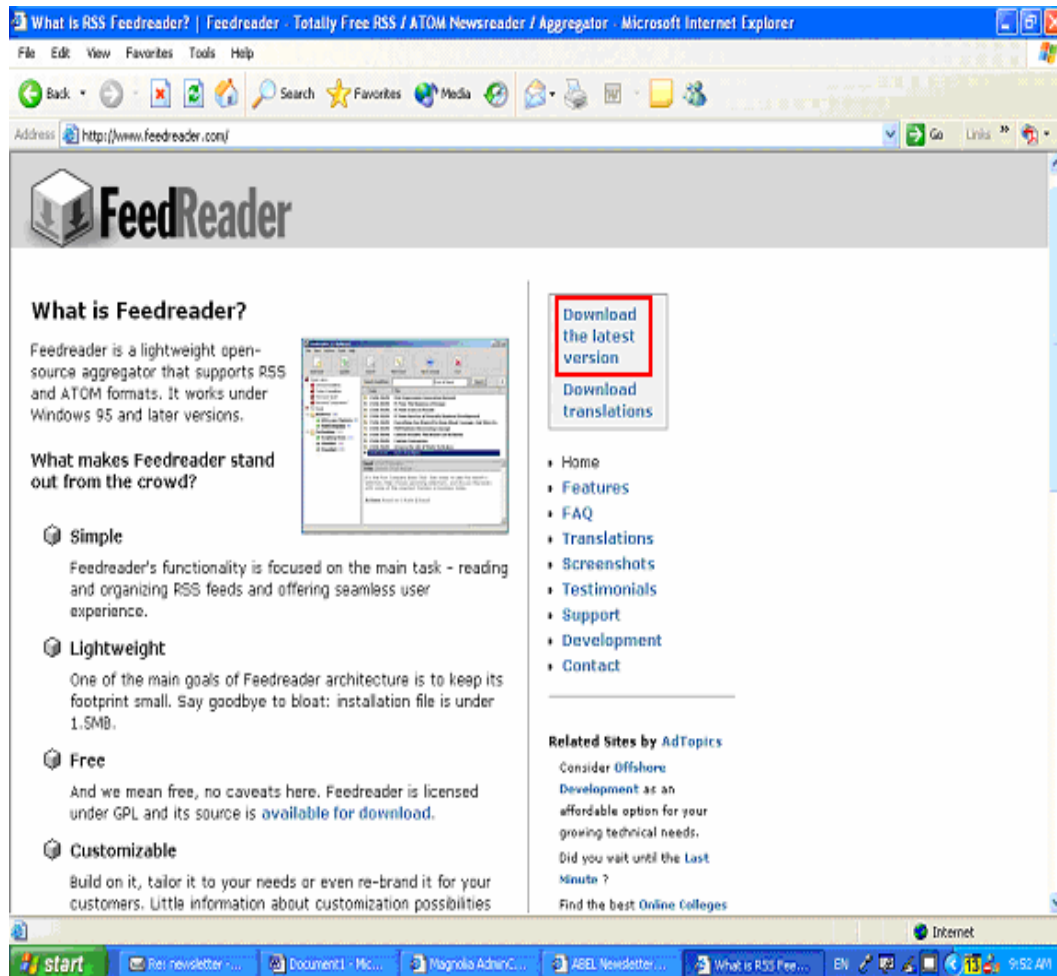
October 11, 2005
©ABEL 2005

Table of Content:

DOWNLOAD RSS FEED READER	3
INSTALL RSS FEED READER	7
LAUNCH RSS FEED READER	12
ADD NEW RSS FEEDS TO THE READER	14

Download RSS Feed Reader

1. Go to <http://www.feedreader.com>
2. Click on “Download the latest version”



- The link will take you to <http://www.forgesource.net> . Click on the first “.exe” file on the list (Currently the latest version is “[FeedReader290Setup.exe](#)”

SourceForge.net: Project Filelist - Microsoft Internet Explorer

Address: http://sourceforge.net/project/showfiles.php?group_id=70179

Project: Feedreader - Extendable RSS/ATOM reader: File List

Summary | Admin | Home Page | Forums | Tracker | Bugs | RFE | Lists | Screenshots | News | CVS | Files | Donations |

Below is a list of all files released by this project. Before downloading, you may want to read Release Notes and ChangeLog (accessible by clicking on release version).







Package	Release & Notes	Filename	Size	D/L	Date	Arch.	Type
Binaries [show only this package]							
2.90 [show only this release]					2005-04-25 04:03		
	Download FeedReader290Setup.exe		1535333	230721	0386	.exe (32-bit Windows)	
2.80 RC2 [show only this release]					2005-03-21 00:31		
	Download FeedReader280RC2Setup.exe		1493046	43069	0386	.exe (32-bit Windows)	
FeedReader 2.7 646 [show only this release]					2004-08-01 14:00		
	Download FeedReader27-646Setup.exe		1504070	225310	0386	.exe (32-bit Windows)	
FeedReader 2.7 645 [show only this release]					2004-07-29 14:00		
	Download FeedReader27-645Setup.exe		1503950	4687	0386	.exe (32-bit Windows)	
FeedReader 2.6 641 [show only this release]					2004-06-26 17:00		
	Download FeedReader26B641Setup.exe		1292589	26585	None	None	
FeedReader 2.6 640 [show only this release]					2004-06-19 17:00		
	Download FeedReader26B640Setup.exe		1291946	8285	0386	.exe (32-bit Windows)	
FeedReader 2.5 Alpha 610 [show only this release]					2003-04-23 17:00		

4. Select a geographically close location to yourself (most likely “New York, New York”) and click in the “Download” column, the icon which appears beside 1500kb.

www.bookings.ch www.hotel-lyjanodarte.com www.sew-travel-calcar-rental

SOURCEFORGE[™] net SOURCEFORGE.NET
DOWNLOAD
SERVER

You are requesting file: /feedreader/FeedReader290Setup.exe
Please select a mirror

Host	Location	Continent	Download
 JAIST 北陸 北陸科学技術大学院大学	Ishikawa, Japan	Asia	 1500 kb
 mesh solutions	Duesseldorf, Germany	Europe	 1500 kb
 VOXROX WE'RE DEDICATED	New York, New York	North America	 1500 kb
 HEAnet HEALTHY HIGH SPEED ACCESS	Dublin, Ireland	Europe	 1500 kb
 OPTUSnet BROADBAND & DIAL UP	Sydney, Australia	Australia	 1500 kb
 関西文化学術 研究都市	Keihanna, Japan	Asia	 1500 kb
 OVH .com	Paris, France	Europe	 1500 kb

Find a te
Recent j
• CITRIX
• IT Plan
• Sybase
Find a tec
70,000+
Tech job

5. The download should start automatically and the pop up window will ask you to “Open” or “Save” the file (choose which ever one fits your preference).

The screenshot shows a SourceForge download page with a 'File Download - Security Warning' dialog box. The dialog box contains the following information:

- Do you want to run or save this file?
- Name: FeedReader290Setup.exe
- Type: Application, 1.46 MB
- From: voxel.dl.sourceforge.net

Buttons: Run, Save, Cancel

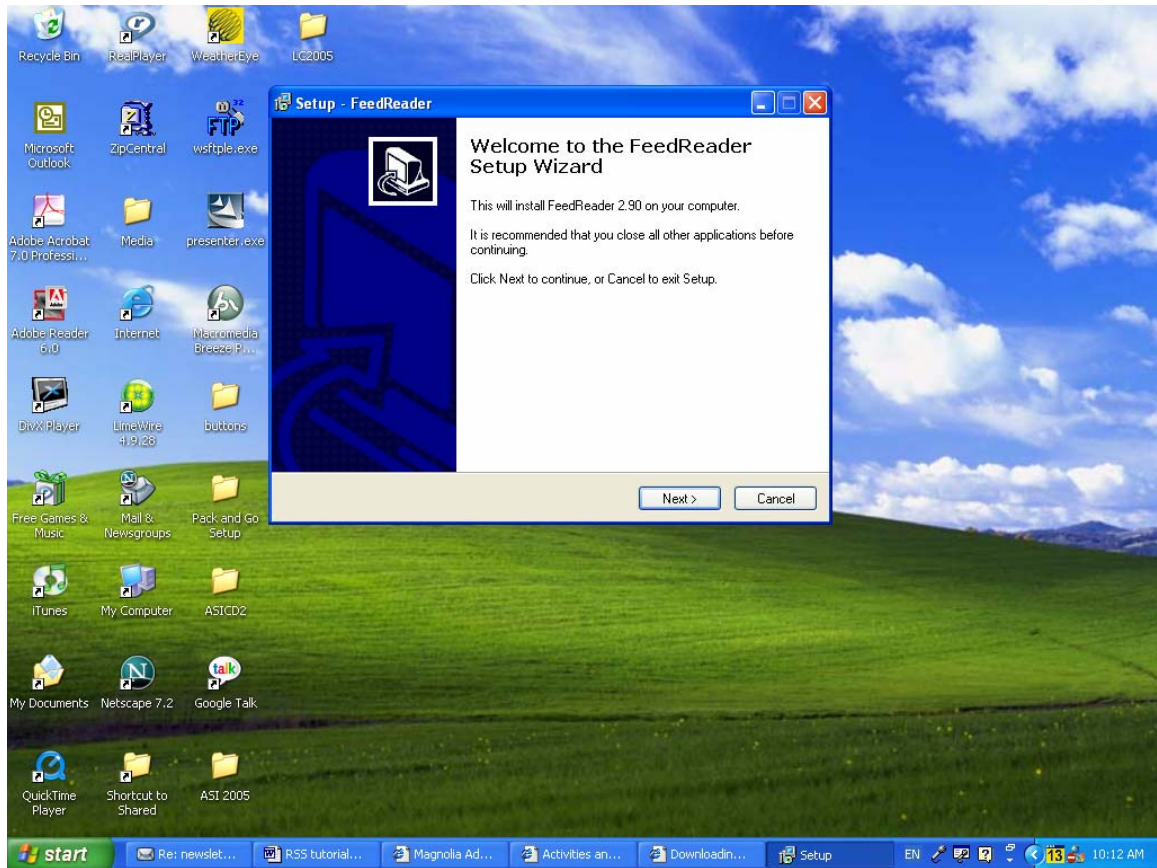
Warning: While files from the Internet can be useful, this file type can potentially harm your computer. If you do not trust the source, do not run or save this software. [What's the risk?](#)

Host	Location	Continent	Download
SWITCH	Lausanne, Switzerland	Europe	1500 kb
CAISYWAYS	Phoenix, AZ	North America	1500 kb
JAIST 北陸	Ishikawa, Japan	Asia	1500 kb
VOXROX	New York, New York	North America	1500 kb

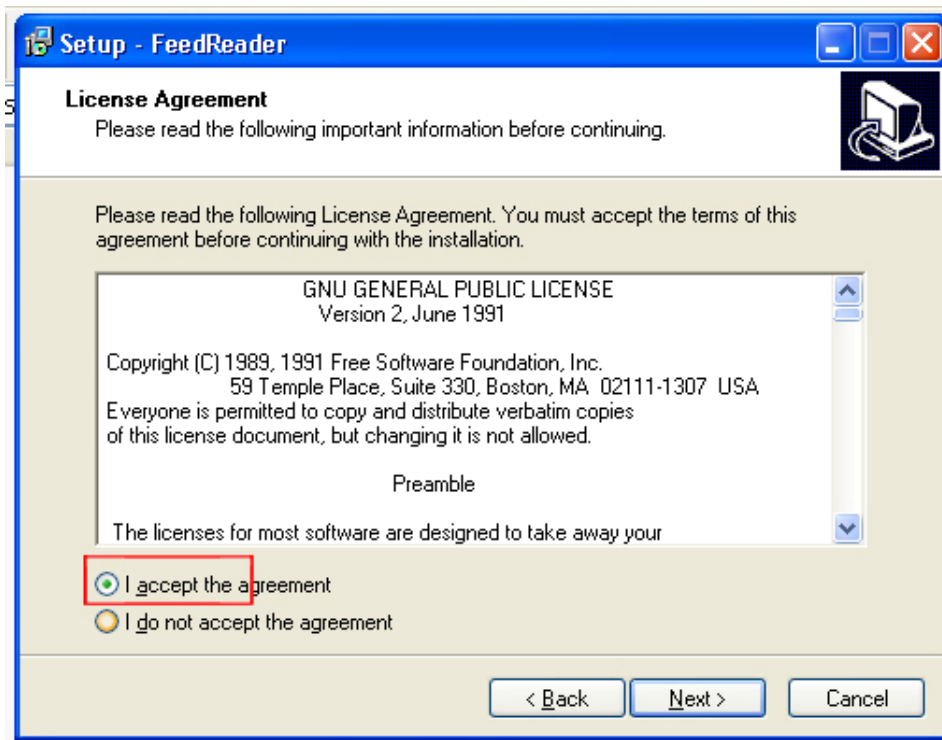
If you select “Open”, the FeedReader Setup Wizard should immediately start. If you choose to “Save” the file, then you will have to manually open the setup wizard by double clicking the .exe file.

Install RSS Feed Reader

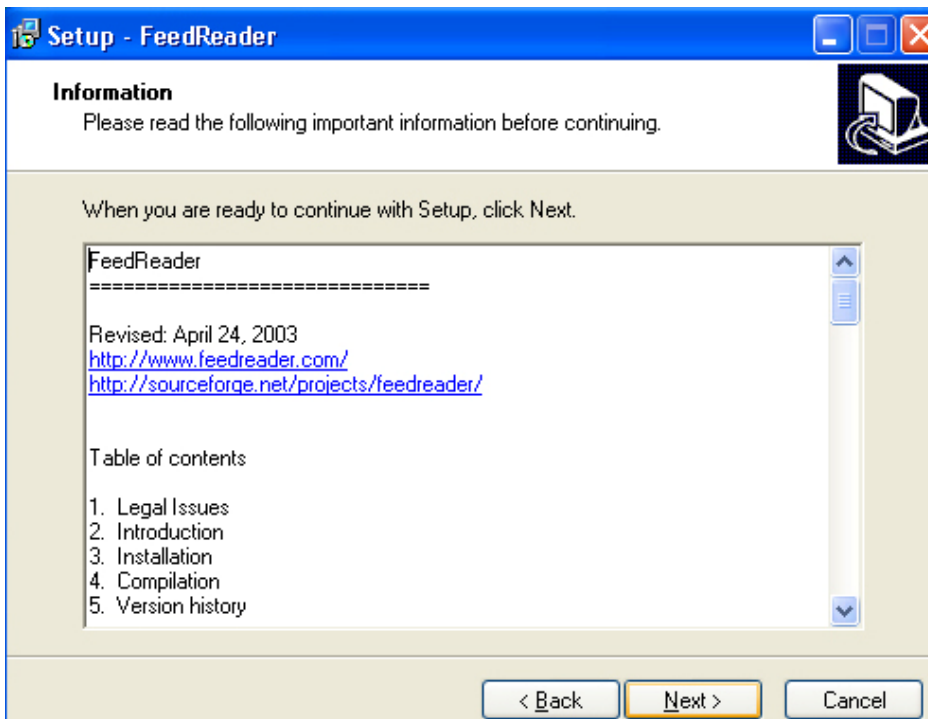
1. Open the setup wizard by double clicking on the file name.



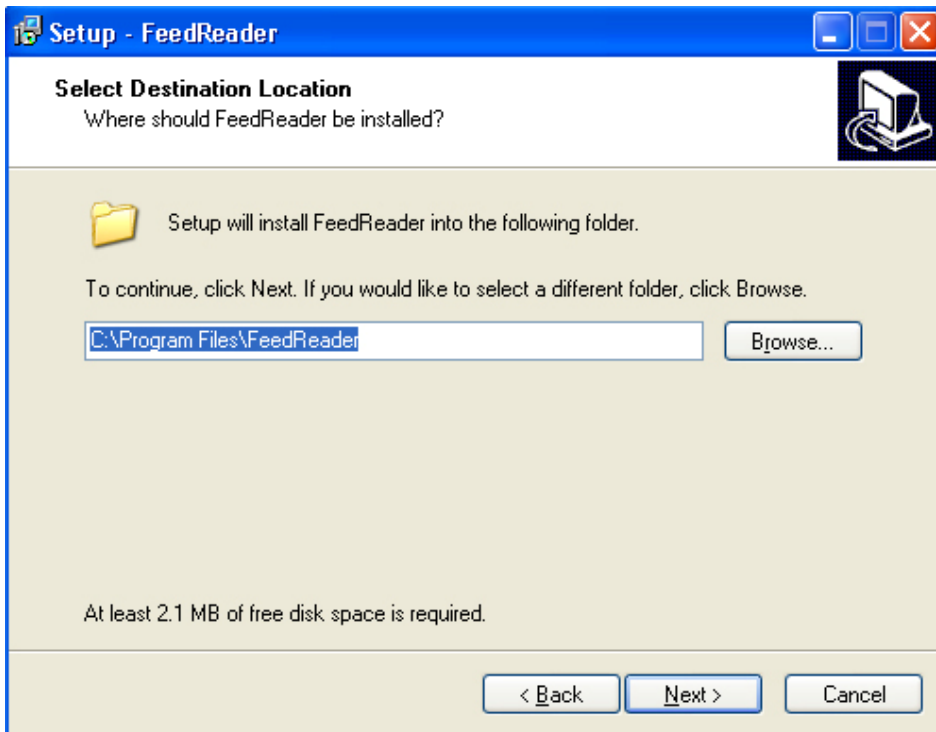
2. Go through the set up wizard:
 - I. Select "I Accept the Agreement" and click Next.



- II. Read the information section and click Next.



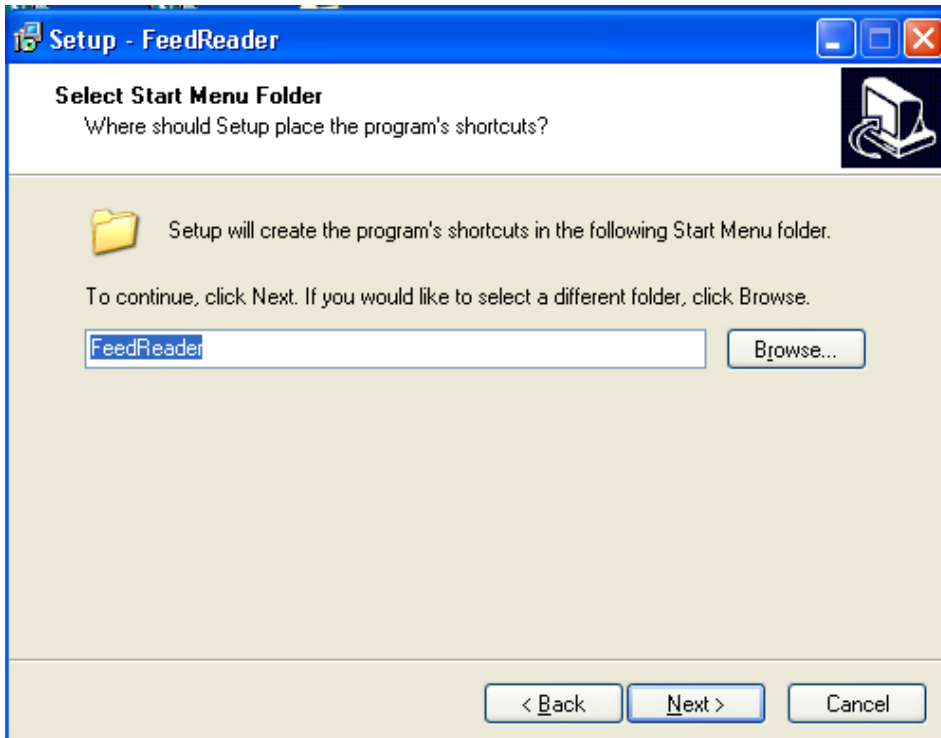
- III. Enter “C:\Program Files\FeedReader” in the location text box and click Next.



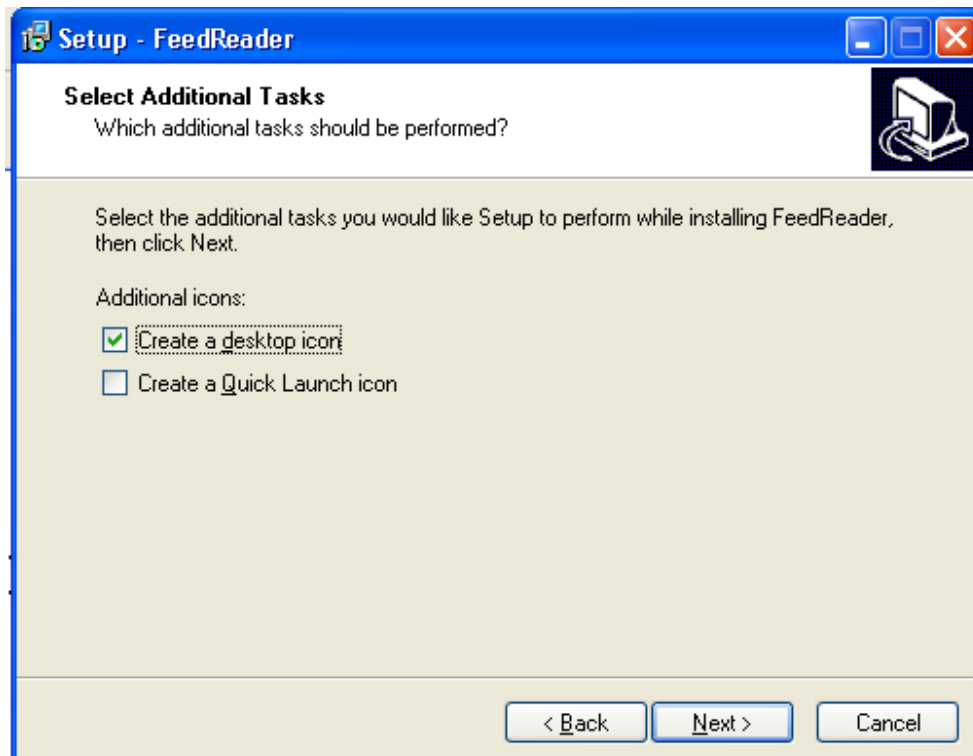
- IV. If the “Folder doesn’t exist” message pops up, click Yes.



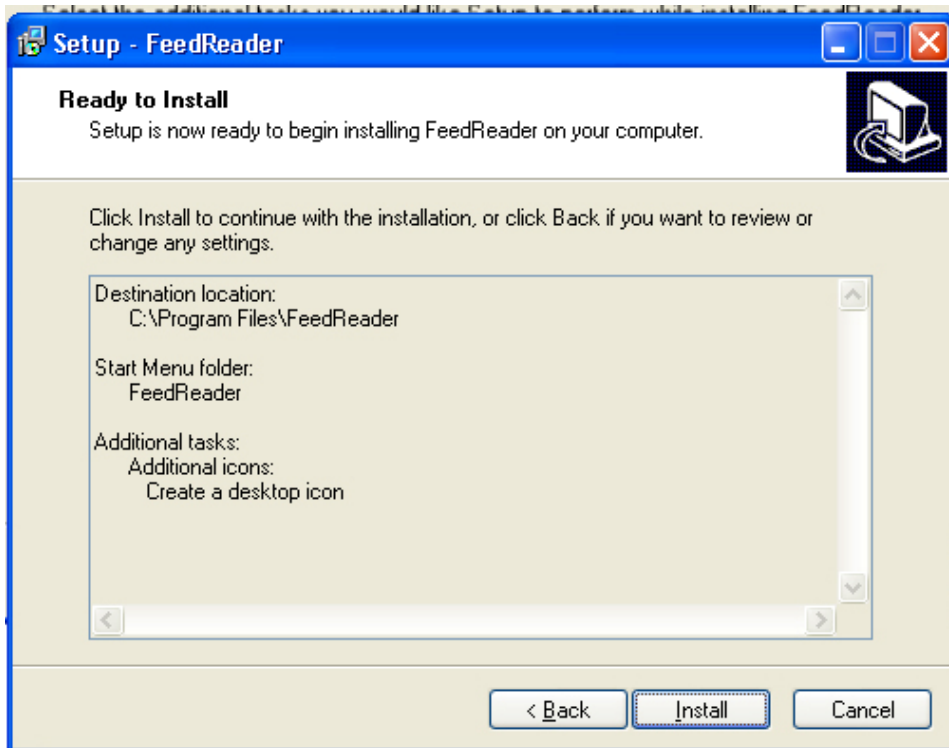
V. Enter “FeedReader” in the location text box and click Next.



VI. Select “Create a desktop icon” and click Next.



VII. Click the “Install” button.



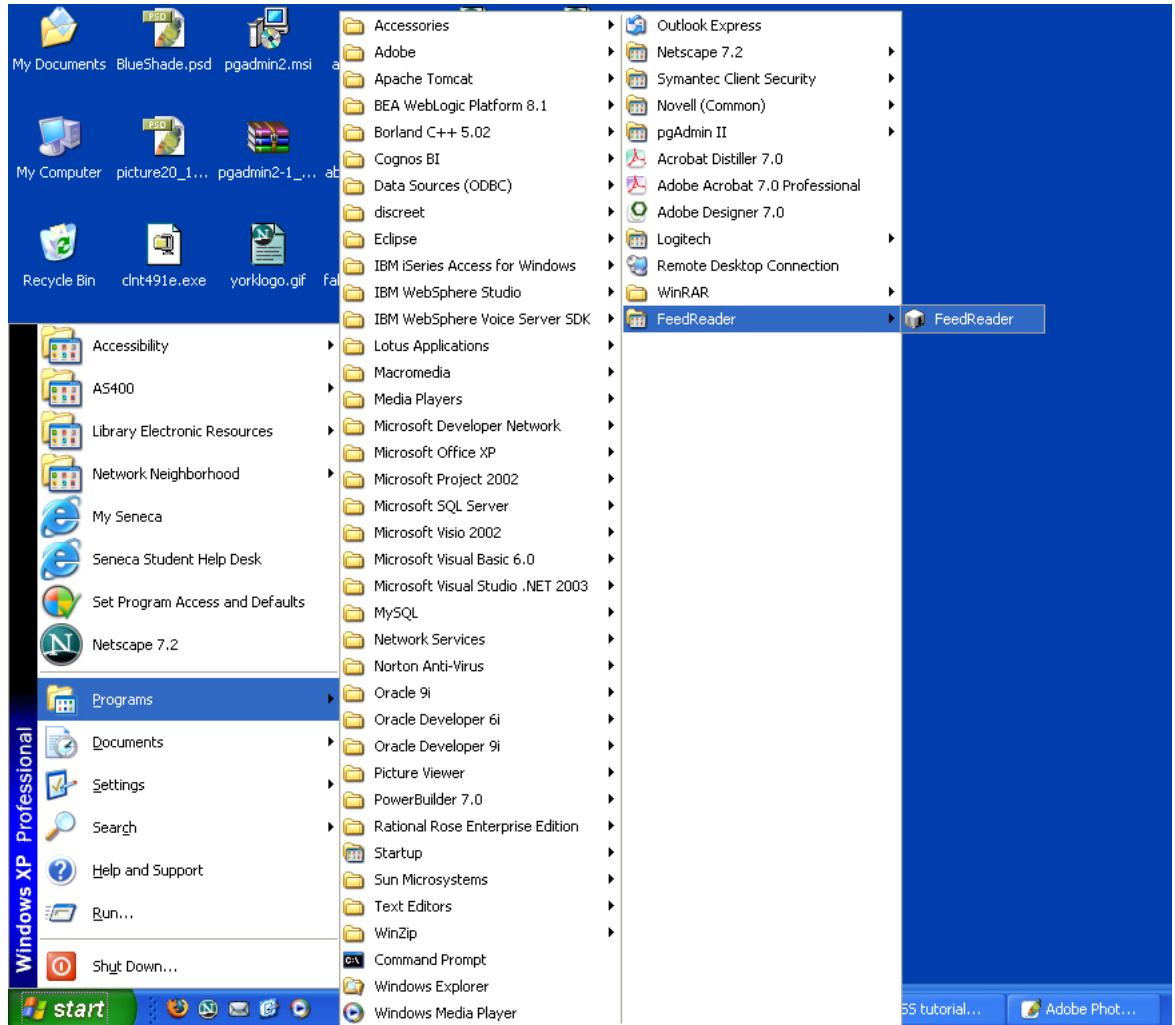
VIII. Click “Finish”



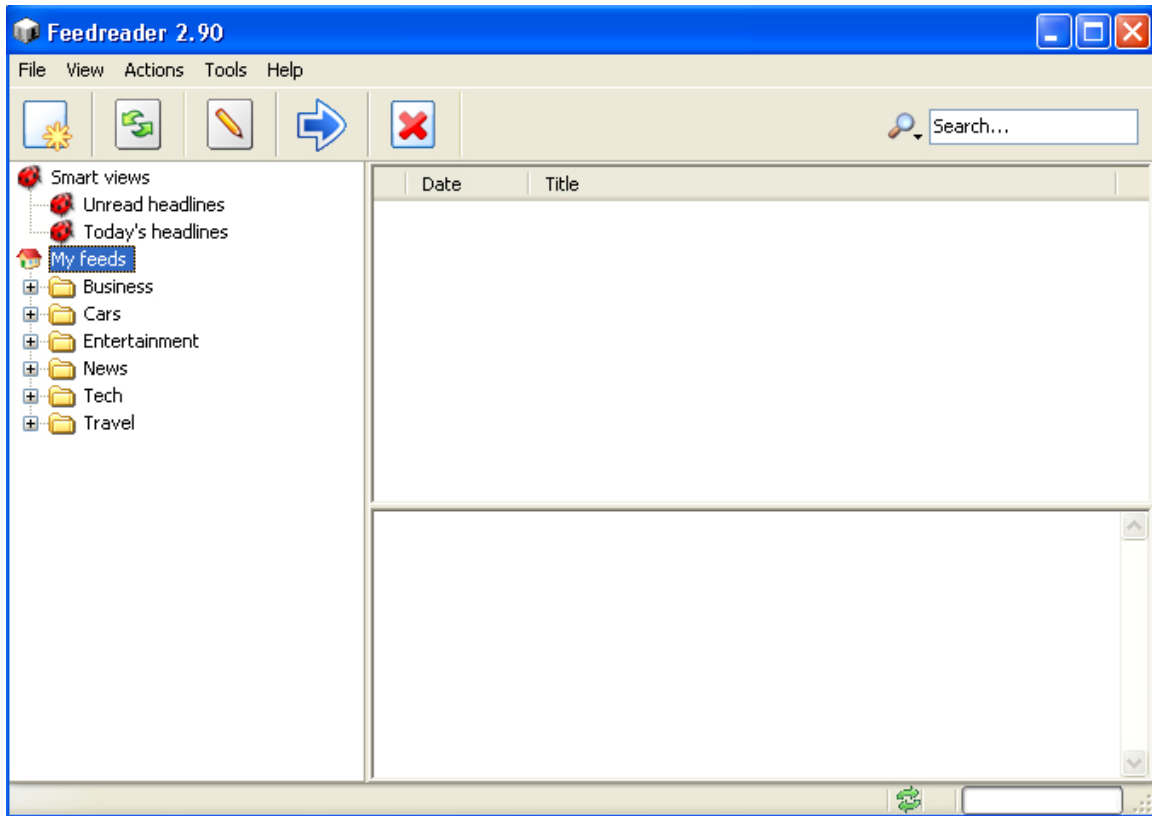
Launch RSS Feed Reader

1. Open the FeedReader from from:

Start → Programs → FeedReader → FeedReader

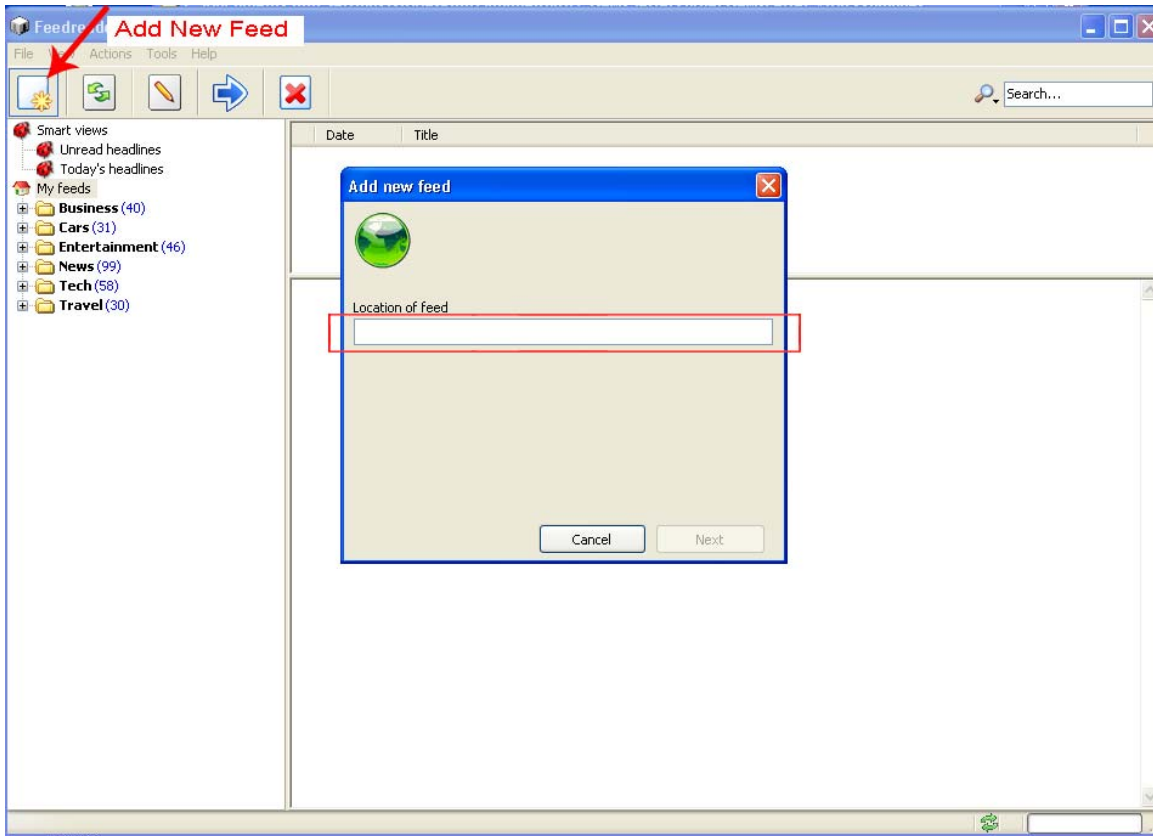


2. The FeedReader Application will be opened.



Add New RSS Feeds to the Reader

1. In FeedReader, click on “Add New Feed” under “File” and a new window will open asking you for the location of the feed. Copy http://abeldb.abel.yorku.ca:8081/NewsLetter_Public/docroot/NewsLetter2/RSS/newsletter.xml to the location text box.



2. You can also find this URL from ABEL Newsletter website. Open the newsletter and on the main welcome page, on the right hand column, click on the link “newsletter.xml”

Advanced Broadband Enabled Learning

The ABEL Connection
Volume 6, 2005

@abel
plug into learning

www.abelearn.ca

ABEL Newsletter
Program Office Bulletins
What Is ABEL
ABEL News
Search

Welcome

Welcome to the ABEL Connection, the official newsletter of the Advanced Broadband Enabled Learning Program. The ABEL Connection is published on a quarterly basis and is sent to registrants through e-mail. The next issue of this publication will be made available as an added service through RSS. You will still receive this email from the listserv, however, any new articles published between issues will be available immediately via RSS. To read more about RSS and how ABEL plans to implement it within the newsletter, please view the feature article titled [RSS to the Rescue!](#) as well as the RSS Tutorial created on the right hand side of this page.

Subscribe to ABEL RSS:
<newsletter.xml>

XML

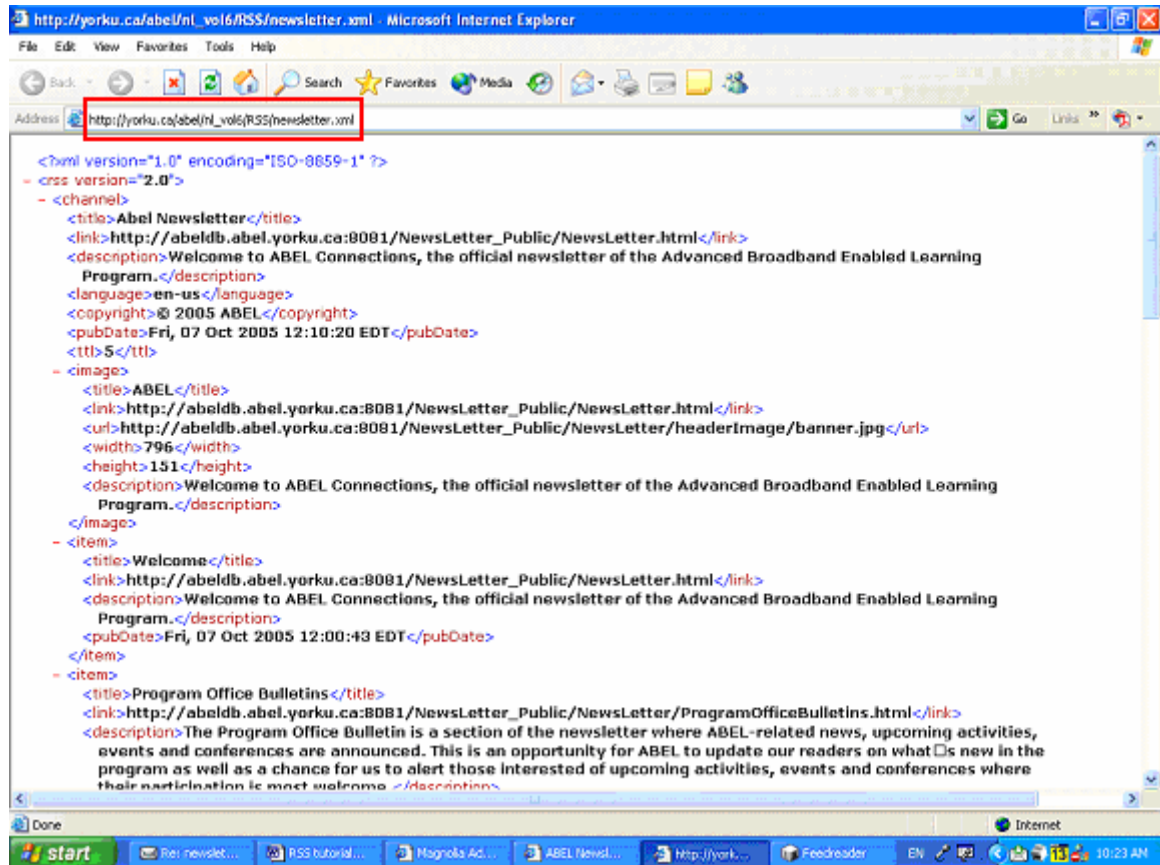
RSS Tutorial

What Is ABEL

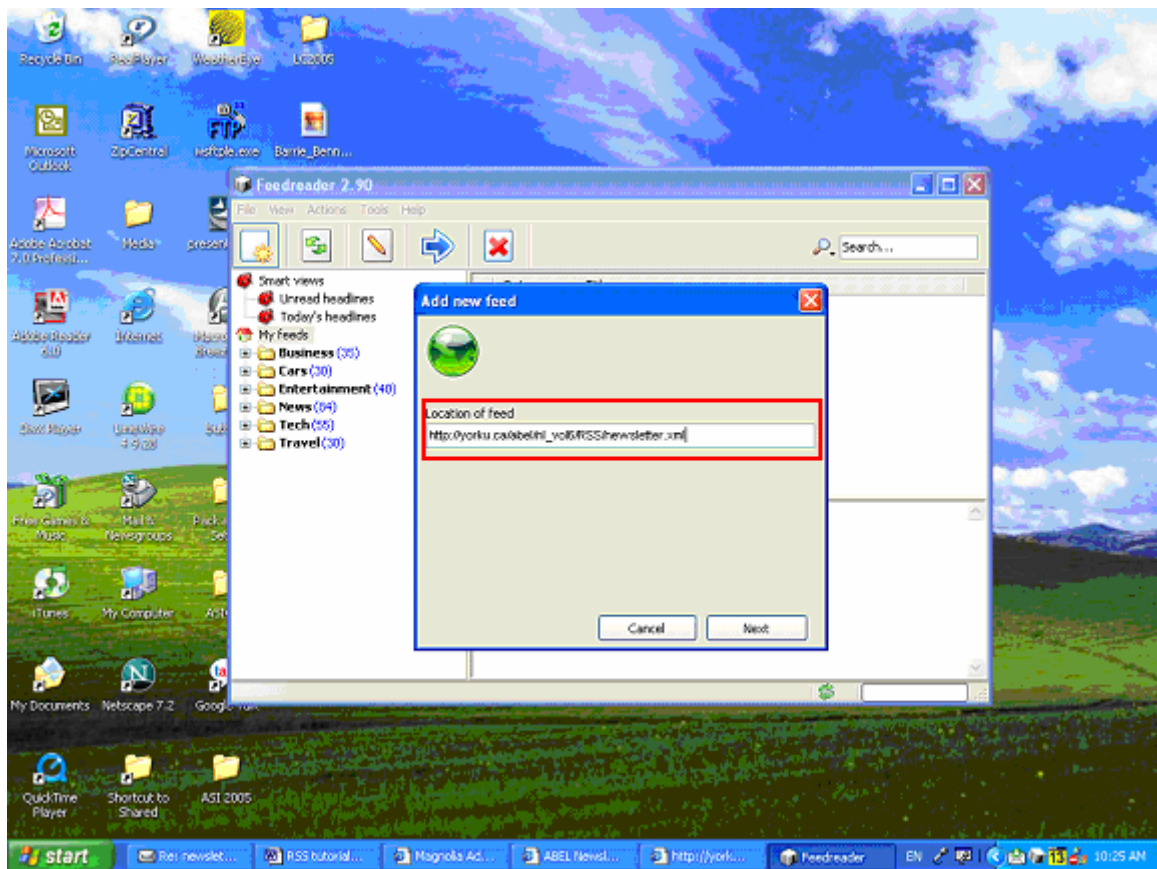
Winner of Learning Partnership's 2005 National Technology Innovation Award, the Advanced Broadband Enabled Learning (ABEL) program seeks to improve student achievement and transform teacher/faculty professional practice through the use of information communications technology. This is achieved through; building collaborative learning communities; implementing blended learning environments for classrooms, schools and districts; using interactive web-based learning

3. A new window will pop up with code. Select the address at the top of the window:

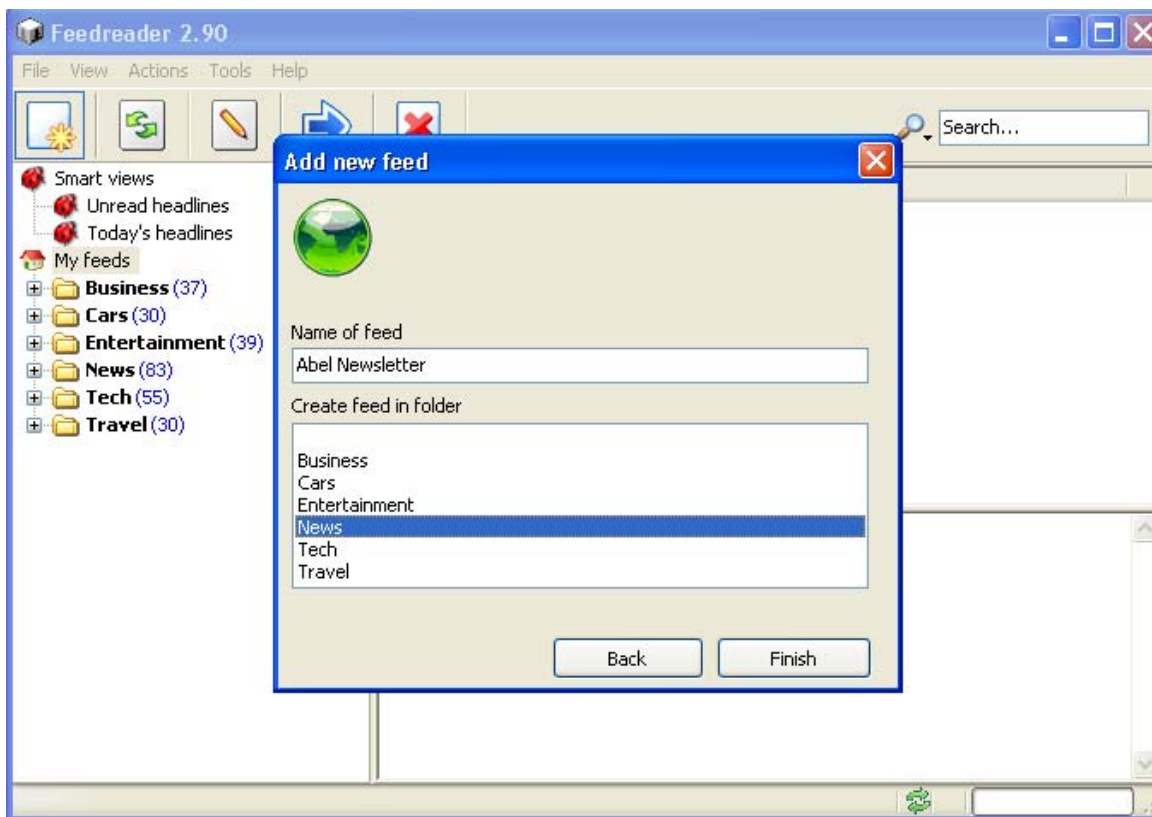
http://abeldb.abel.yorku.ca:8081/NewsLetter_Public/docroot/NewsLetter2/RSS/newsletter.xml



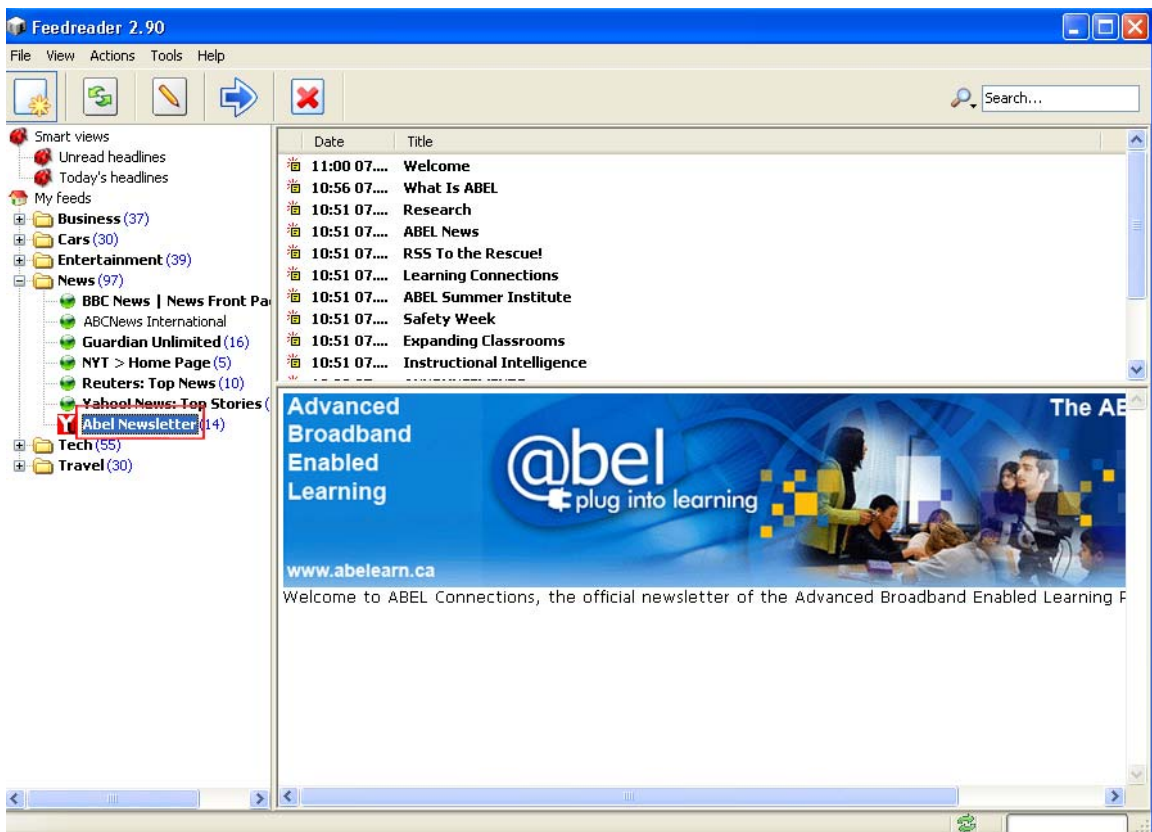
4. Copy this address to your FeedReader's "Add New Feed" and click Next.



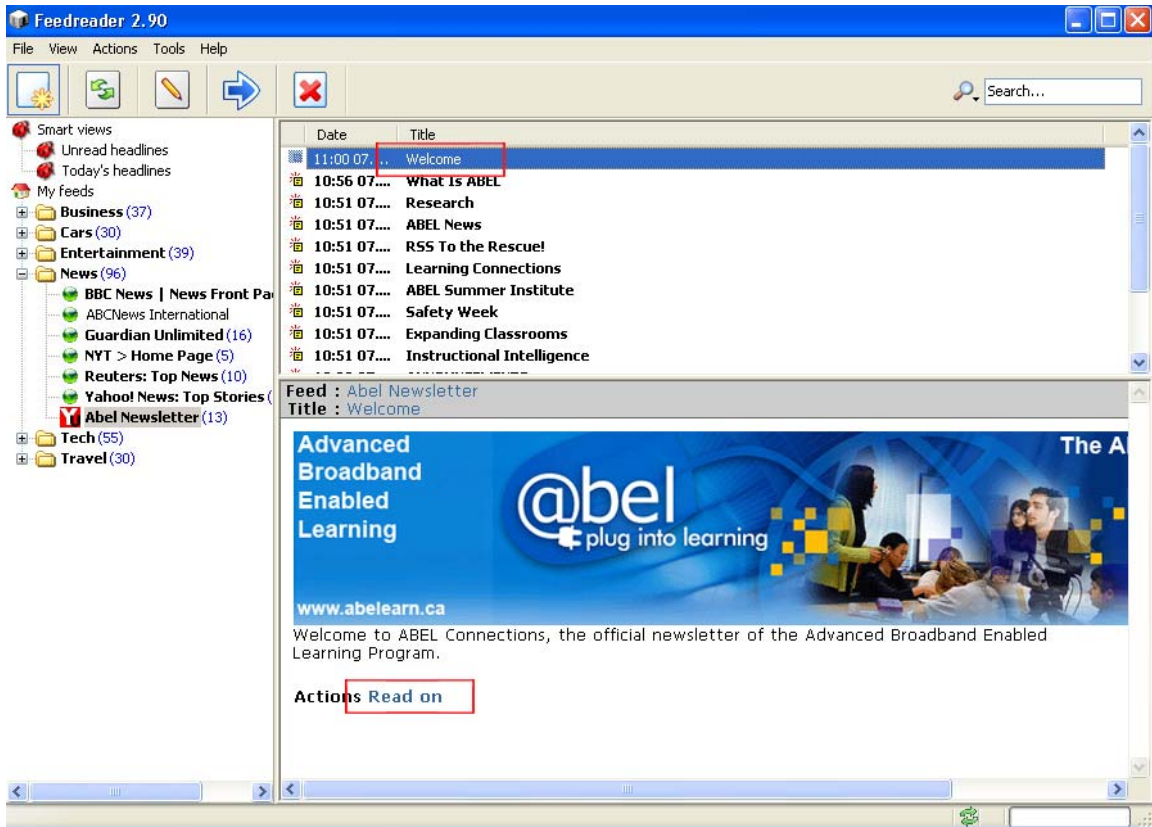
5. Select the desired location under which you would like to store “ABEL Newsletter” and click Finish.



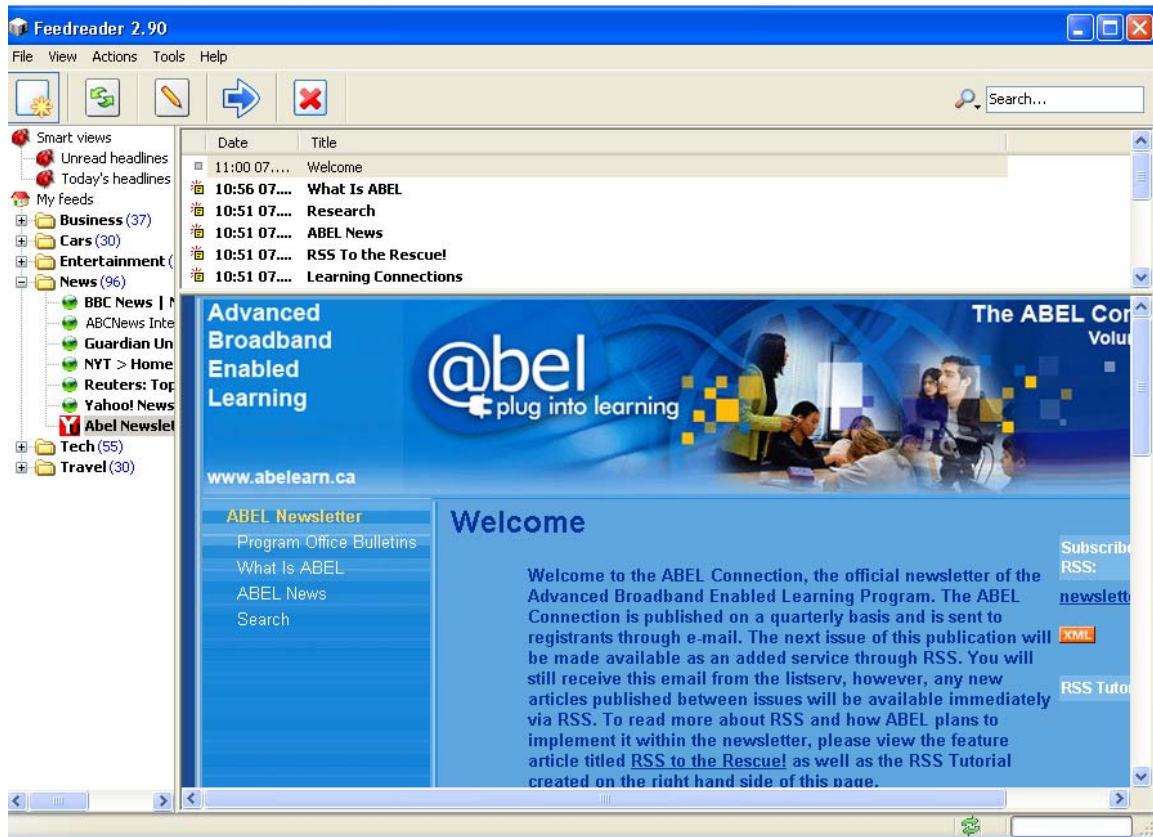
6. To View the ABEL Newsletter Feed browse to the location you have saved the feed (In our case “News”).



7. Select the titles as per your interest and click “Read On”.



8. The selected article will appear.



Congratulations, you have successfully subscribed to the ABEL Newsletter RSS Feed. Enjoy!