

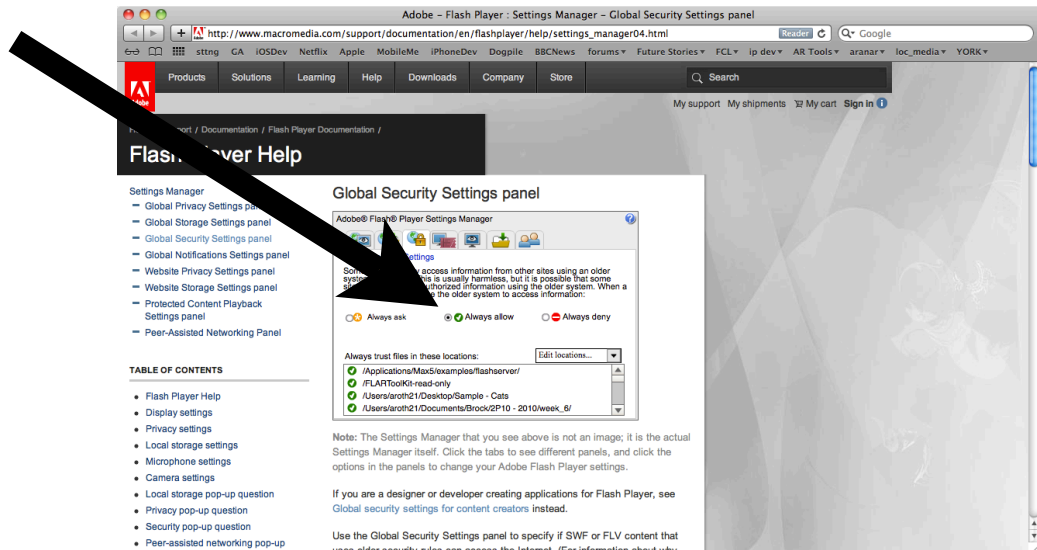
## Augmented Reality Scenes

### To Work on Your own Computer:

[Fix your Security Settings](#)

← Click Here and Allow the webpage to open

### Global Security Settings panel



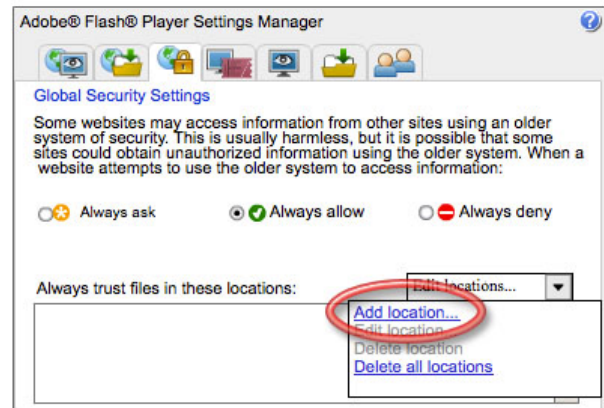
1. Select "Always Allow"
2. Select "Edit Locations..."

### Global Security Settings panel



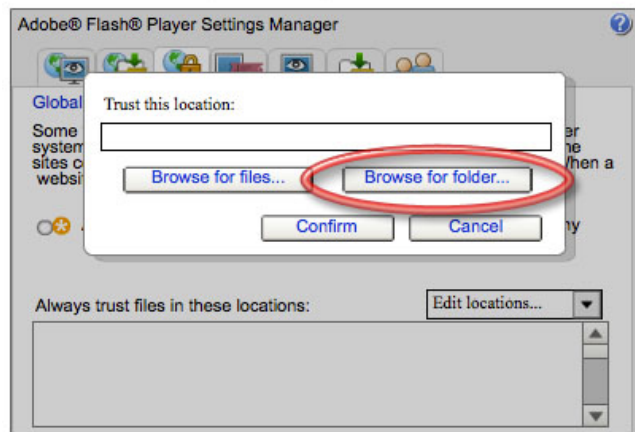
3. Select “Add Location...”

### Global Security Settings panel



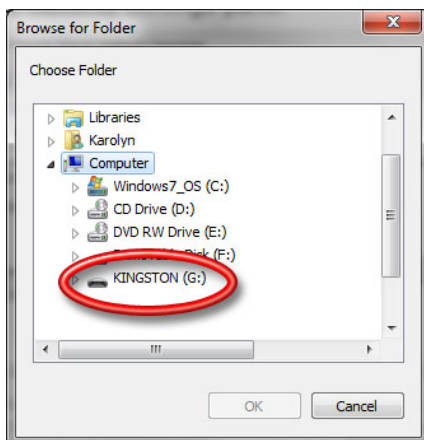
4. Select “Browse for Folder...”

### Global Security Settings panel

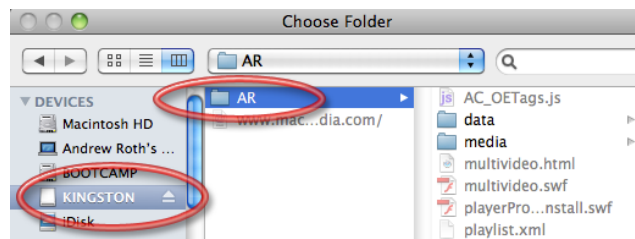


5. Choose the KINGSTON Thumbdrive, Select the “AR” folder and click OK.

PC



Mac OS X



Close the “Global Security Settings panel” Web Browser Window.

Go to the KINGSTON Thumbdrive.

Open “2 - Tubman AR - PC”.

*If you get a warning that windows has prevented you from running a script click the warning to allow the script, you may be asked again to allow the program to run.*

Click “Allow” when flash asks permission to use your webcam.

**To View Online:**

<http://www.futurestories.ca/tubman>