




Operating a mechanism with an adjustable handle

Revised Feb 27, 2012


- **Unlock the mechanism.**
 - Turn the handle **COUNTERCLOCKWISE** (towards the **BACK** of the platform) until you can easily adjust the platform
- **Adjust the platform to the position you want.**
- **Lock the mechanism.**
 - Turn the handle **CLOCKWISE** (towards the **FRONT** of the platform)
- If the handle is blocked so you can't turn it anymore, disengage the handle and move it away from what is blocking it (instructions on next page).



Unlock 
Lock 

If the handle is blocked so you can't turn it anymore

- Disengage the handle:
 - grasp it where it attaches to the mechanism
 - pull outward (about ½ inch) so you can turn the handle freely without tightening or loosening the mechanism
 - you'll feel the pull of a spring when you pull outward
- Turn the handle away from where it is blocked.
- Re-engage the handle by releasing it
 - the spring will pull it inwards so you are now able to turn it to tighten or loosen the mechanism further



Disengage →
Re-engage ←