

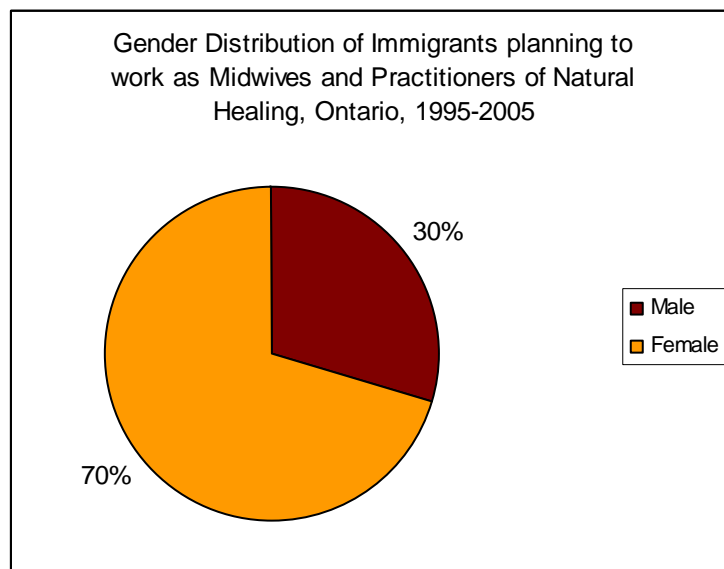
March 2009

**QUESTION:** Where are immigrant midwives coming from and where do they settle in Ontario?

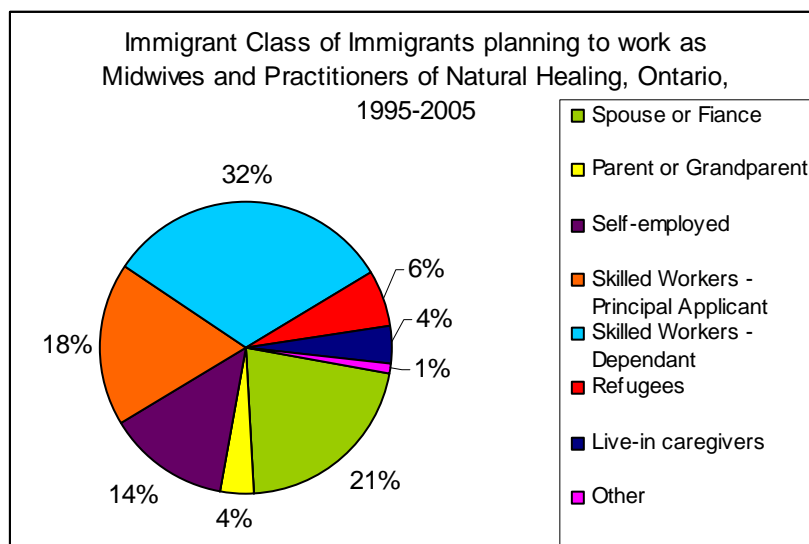
**ANSWER:**

Between 1995 and 2005, 417 immigrants landing in Canada were planning to work as midwives and practitioners of natural healing, and 191 of them were planning to settle in Ontario.

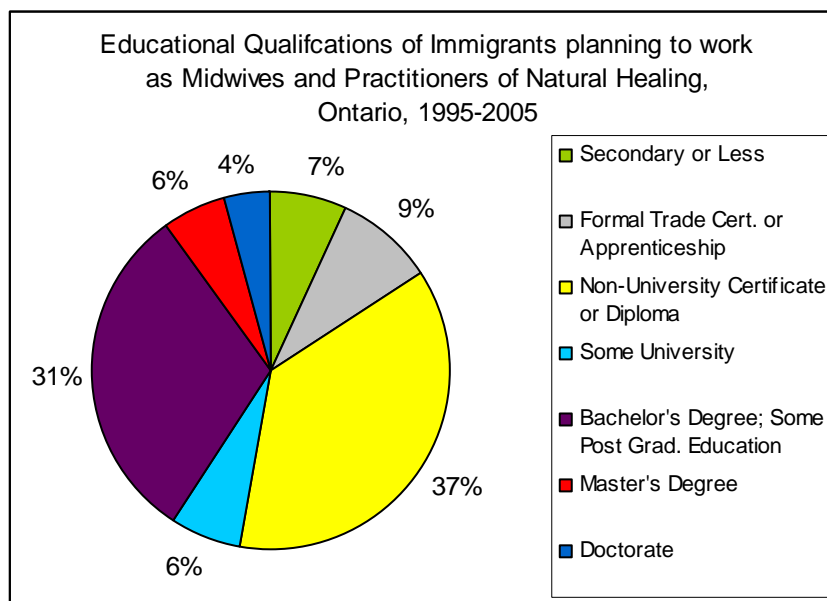
Immigrants planning to settle in Ontario and work as midwives or practitioners of natural healing were predominantly women (70%).



Immigrants planning to work as midwives or practitioners of natural healing immigrated under various immigrant classes. More than half (58%) arrived as dependants, mostly under the skilled workers (32%) or the family class (25%). Less than a fifth (18%) immigrated as principal applicants under the skilled worker class.



Forty percent (37%) of immigrants who intended to work as midwives or practitioners of natural healing had a non-university certificate or diploma. A third (31%) had a bachelor's degree or incomplete graduate education.



Among midwives and practitioners of natural healing planning to settle in Ontario, 20% were born in China, 9% in the Philippines and 7% in India.

Five of the most important countries of birth for immigrants planning to work as midwives or practitioners of natural healing were in Asia (China, the Philippines, Japan, Rep. of Korea, and Taiwan).

Country of birth	N	%
1- China, People's Republic of	39	20.4
2- Philippines	17	8.9
3- India	13	6.8
4- Iran	11	5.8
5- England	10	5.2
6- Japan	9	4.7
7- Nigeria	7	3.7
8- Korea, Republic of	6	3.1
9- Taiwan	6	3.1
10- Russia	5	2.6
TOTAL	191	

More than half of the midwives and practitioners of natural healing were planning to settle in Toronto. North York was the second preferred destination with 10% of immigrant midwives and practitioners of natural healing, and Ottawa came in third with 6%.

City of destination	N	%
1- Toronto	96	50.3
2- North York, including Willowdale, Don Mills, and Downsview	19	9.9
3- Ottawa	11	5.8
4- Mississauga, including Malton, Port Credit, and Streetsville	9	4.7
5- Scarborough	8	4.2
TOTAL	191	

\*\* Due to confidentiality issues, Citizenship and Immigration Canada prevents us from providing data for categories that include less than 5 immigrants.

***NOTES:***

The data is for 1995-2005. Immigrants were asked on arrival to Canada what was their intended occupation and their city of destination. Data do not take into account subsequent moves to or from Toronto as well as occupational changes.

***DEFINITIONS:***

Immigrants are permanent residents, formerly called landed immigrants.

***DATA SOURCE:***

Canada. Citizenship and Immigration Canada. Permanent Resident Data System, 1980-2005.