

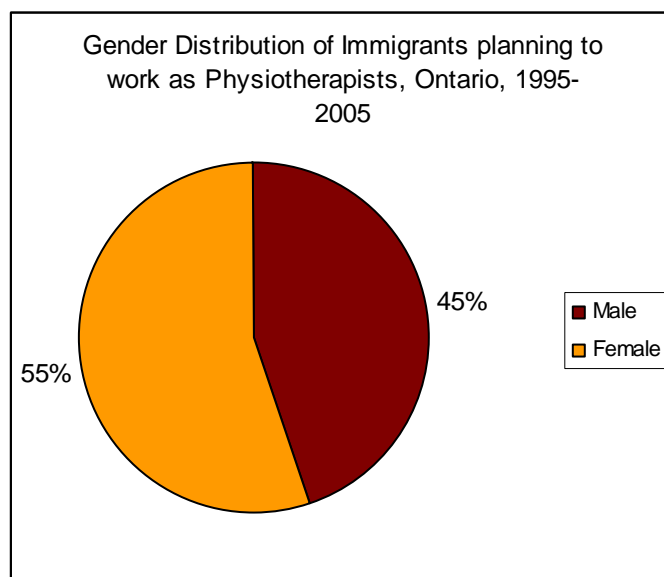
March 2009

QUESTION: Where are immigrant physiotherapists coming from and where do they settle in Ontario?

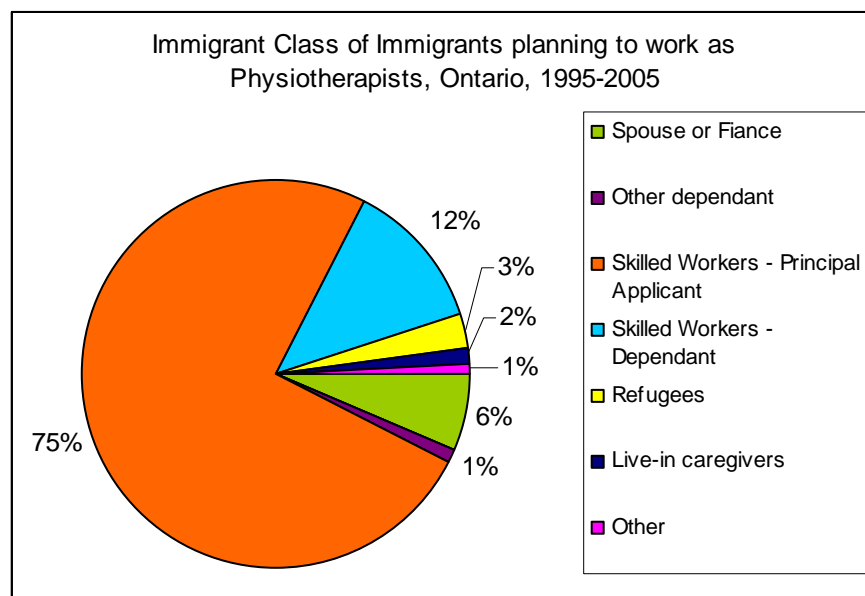
ANSWER:

Between 1995 and 2005, 1,537 immigrants landing in Canada were planning to work as physiotherapists, and 861 of them were planning to settle in Ontario.

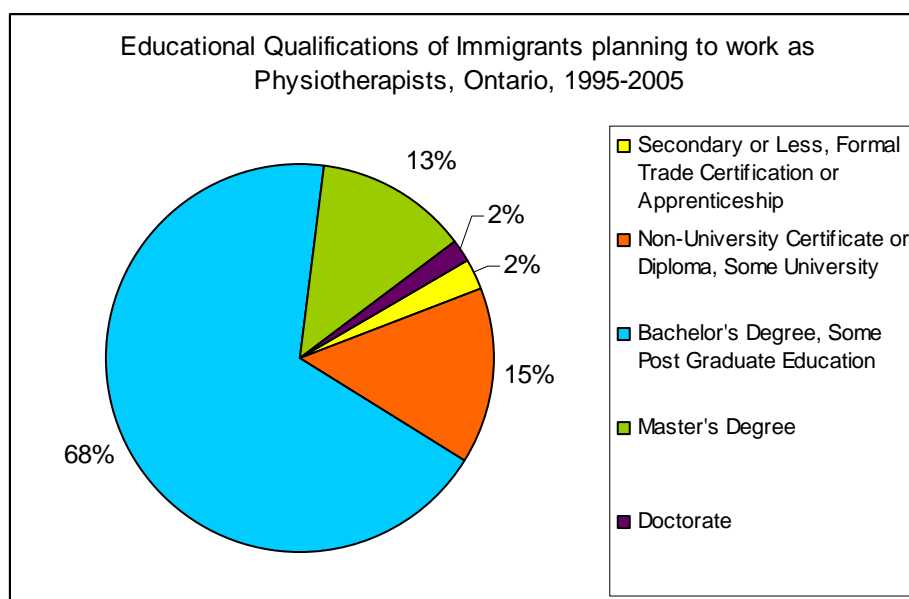
Slightly more immigrant women were planning to work as physiotherapists than immigrant men (55% vs. 45%, respectively).



Three out of four immigrants planning to work as physiotherapists immigrated as principal applicants under the skilled worker class. A fifth of immigrants immigrated as dependants, mostly under the skilled worker class (12%) or as spouse or fiancé (6%).



The majority (83%) of immigrants planning to work as physiotherapists have a university degree, including 68% who have a bachelor's degree, and 13% with a masters' degree. Fifteen percent of immigrants planning to work as physiotherapists have a non-university diploma or attended university without graduating.



Almost a fourth (23.9%) of immigrants planning to work as physiotherapists and settle in Ontario were born in India. Iran comes second with 9% of immigrants, followed by the Philippines with 7%.

Four of the most important countries of birth for immigrants planning to work as physiotherapists were in Europe (Yugoslavia, Ukraine, Poland and England).

Country of birth	N	%
India	206	23.9
Iran	78	9.1
Philippines	62	7.2
Pakistan	52	6.0
Yugoslavia	37	4.3
China, People's Republic of	33	3.8
Ukraine	24	2.8
Poland	23	2.7
Colombia	20	2.3
England	19	2.2
TOTAL	861	

In Ontario, almost half (48%) of immigrants planning to work as physiotherapists were planning to settle in Toronto. The second most popular city of destination was Mississauga (8%), followed by Scarborough (6%).

City of destination	N	%
1- Toronto	413	48.0
2- Mississauga, including Malton, Port Credit, and Streetsville	66	7.7
3- Scarborough	47	5.5
4- Ottawa	40	4.6
5- North York, including Willowdale, Don Mills, and Downsview	33	3.8
6- Brampton	32	3.7
7- Windsor	24	2.8
8- Hamilton	21	2.4
9- Etobicoke, including Rexdale	14	1.6
10- London	14	1.6
TOTAL	861	

NOTES:

The data is for 1995-2005. Immigrants were asked on arrival to Canada what was their intended occupation and their city of destination. Data do not take into account subsequent moves to or from Toronto as well as occupational changes.

DEFINITIONS:

Immigrants are permanent residents, formerly called landed immigrants.

DATA SOURCE:

Canada. Citizenship and Immigration Canada. Permanent Resident Data System, 1980-2005.