

December 2009

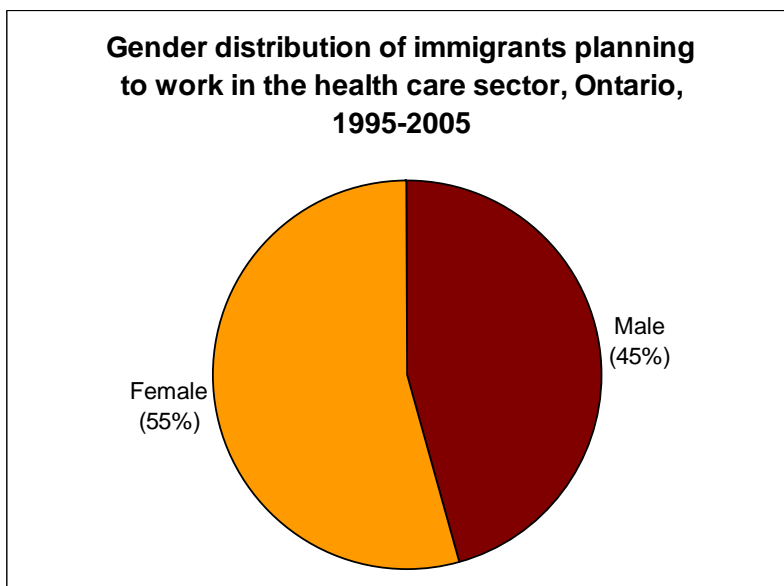
QUESTION:

What is the profile of immigrants planning to work in the Canadian health care sector in terms of countries of origin, immigration programs used, places of initial settlement, and occupational groupings?

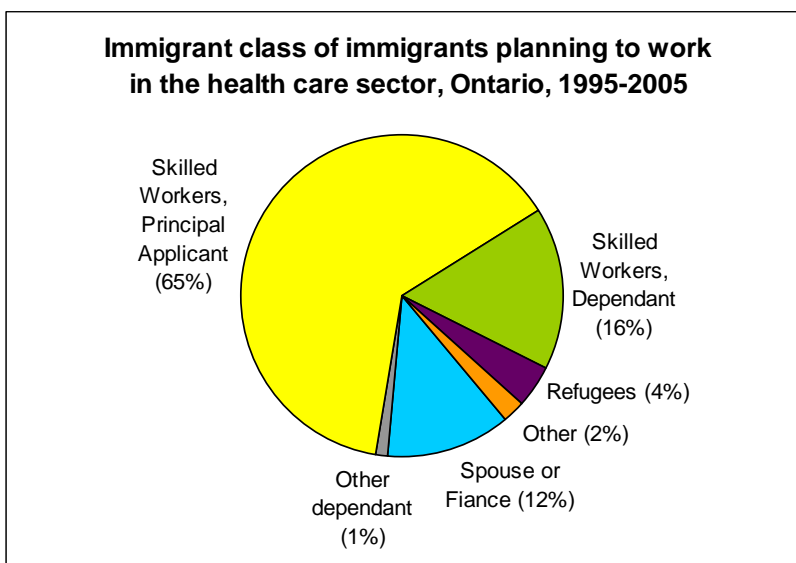
ANSWER:

Between 1995 and 2005, 34,722 immigrants landing in Canada were planning to work in health. Among them 19,267 were planning to settle in Ontario.

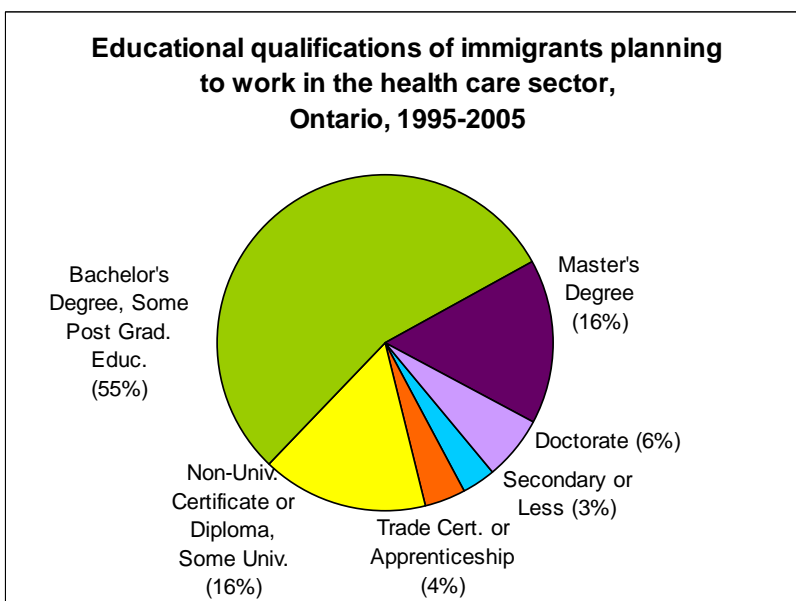
Slightly more immigrant women were planning to work in the health care sector than immigrant men (55% vs. 45%, respectively).



The majority of immigrants (65%) planning to work in the health care sector were principal applicants under the skilled workers class. Another 16% were dependants of the skilled worker class. Thirteen percent of immigrants arrived under the family class as spouse, fiancé, parents or other dependants.



More than 3 out of 4 immigrants planning to work in the health care sector had a university degree, including 55% with a bachelor's and 16% with a master's. Sixteen percent of immigrants had a non-university diploma or had incomplete university education.



Less than a fifth (16%) of immigrants planning to work in health and settle in Ontario were born in India. The Philippines comes in second with 11% of immigrants, followed by Pakistan with 8%.

Country of birth	N	%
India	3,069	15.9
Philippines	2,142	11.1
Pakistan	1,520	7.9
China, People's Republic of	1,346	7.0
Iran	1,203	6.2
Egypt	791	4.1
Ukraine	468	2.4
United States of America	450	2.3
Russia	422	2.2
Yugoslavia	402	2.1
Romania	372	1.9
England	321	1.7
Korea, Republic of	263	1.4
Nigeria	258	1.3
Bangladesh	256	1.3
Other	5,984	31.1
TOTAL	19,267	

In Ontario, almost half (47%) of immigrants planning to work in the health care sector were planning to settle in Toronto. The second most popular city of destination was Mississauga (9%), followed by Scarborough (6%).

Except for Ottawa, Windsor, Hamilton, and London, all of the main cities were immigrants planning to work in health care were in the Greater Toronto Area.

City of Destination	N	%
Toronto	9,109	47.3
Mississauga, including Malton and Streetsville	1,781	9.2
Scarborough, including Agincourt and Westhill	1,163	6.0
North York, including Don Mills, Downsview and Willowdale	978	5.1
Ottawa	826	4.3
Brampton	591	3.1
Etobicoke, including Islington and Rexdale	457	2.4
Windsor	436	2.3
Hamilton	415	2.2
London	332	1.7
Other	3,179	16.5
TOTAL	19,267	

The most frequent planned occupations of immigrants planning to work in health care and settle in Ontario was Pharmacist and Medical Laboratory Technologists and Pathologists' Assistant (each 16%). Registered Nurses came in second with 11%, followed by General Practitioners and Family Physicians with 6%.

Occupation	N	%
Pharmacists	3,149	16.3
Medical Laboratory Technologists and Pathologists' Assistant	3,120	16.2
Registered Nurses	2,125	11.0
General Practitioners and Family Physicians	1,228	6.4
Specialist Physicians	1,048	5.4
Veterinarians	1,016	5.3
Physiotherapists	861	4.5
Medical Radiation Technologists	693	3.6
Dentists	530	2.8
Dental Technicians	518	2.7
Dental Therapists and Dental Hygienists	495	2.6
Nurse Aides and Orderlies	468	2.4
Registered Nursing Assistants	444	2.3
Medical Sonographers	402	2.1
Dietitians and Nutritionists	398	2.1
Other	2,772	14.4
TOTAL	19,267	

NOTES:

The data is for 1995-2005. Immigrants were asked on arrival to Canada what was their intended occupation and their city of destination. Data do not take into account subsequent moves to or from Toronto as well as occupational changes.

DEFINITIONS:

Immigrants are permanent residents, formerly called landed immigrants.

DATA SOURCE:

Canada. Citizenship and Immigration Canada. Permanent Resident Data System, 1980-2005.