

December 2009

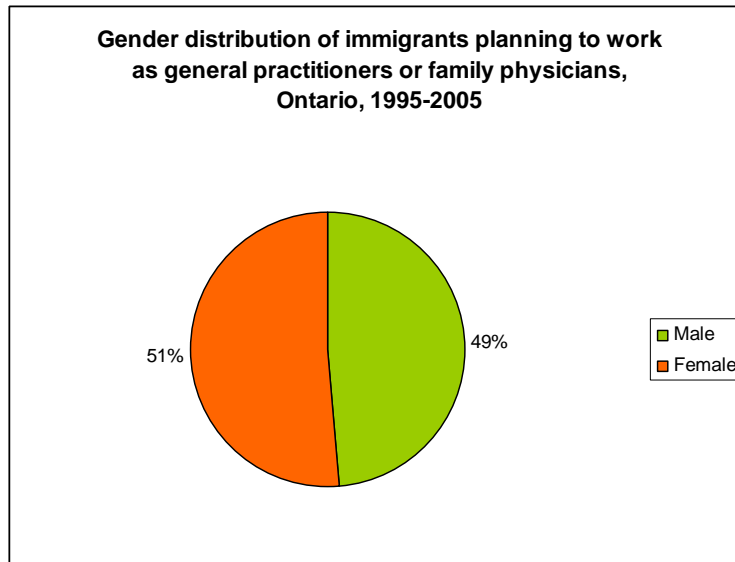
**QUESTION:**

What is the profile of immigrants planning to work as general practitioners and family physicians in terms of countries of origin, immigration programs used, places of initial settlement, and occupational groupings?

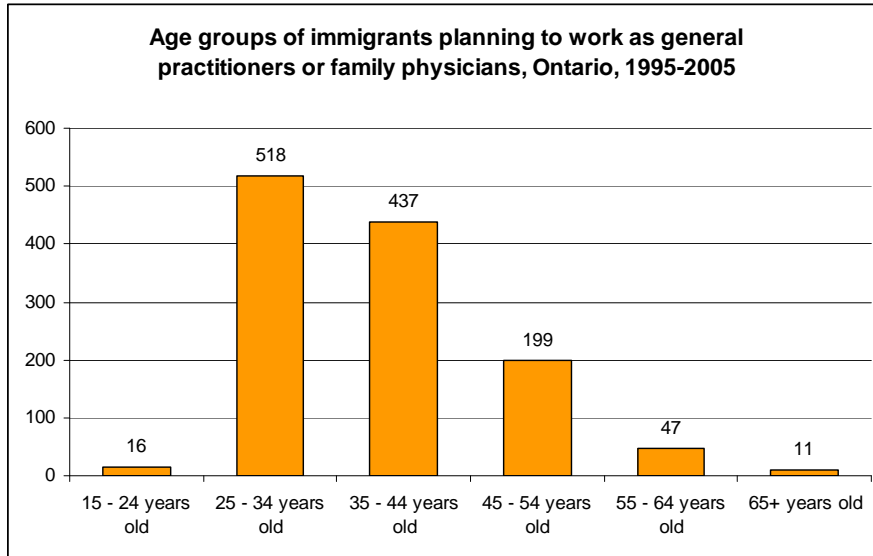
**ANSWER:**

Between 1995 and 2005, 2,865 immigrants landing in Canada were planning to work as general practitioners or family physicians. Among them 1,228 were planning to settle in Ontario.

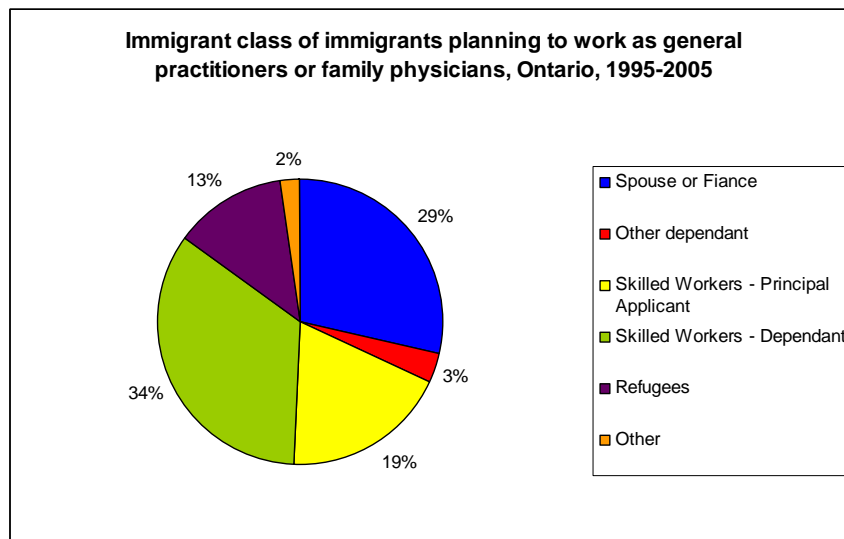
Slightly more immigrant women were planning to work as general practitioners or family physicians than immigrant men (51% vs. 49%, respectively).



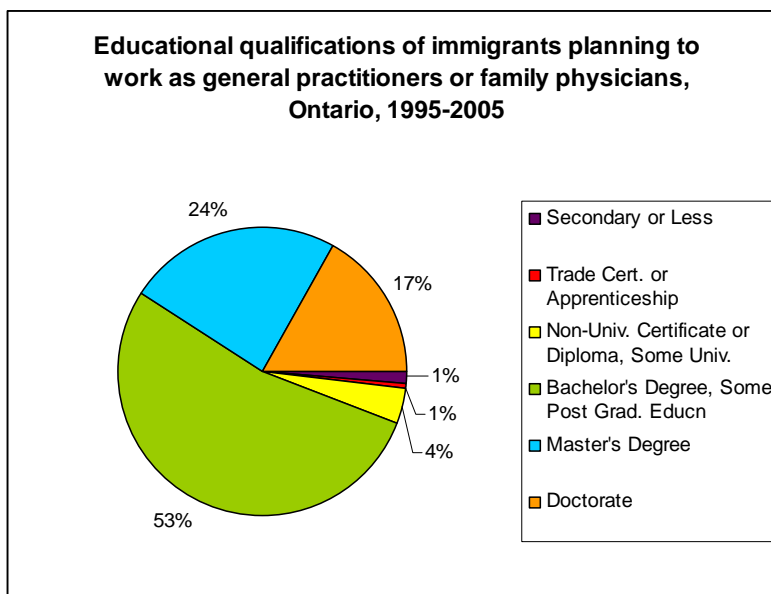
Almost half of immigrants (518 out of 1,228) planning to work as general practitioners or family physicians were between the age of 25 and 34 years old when they landed.



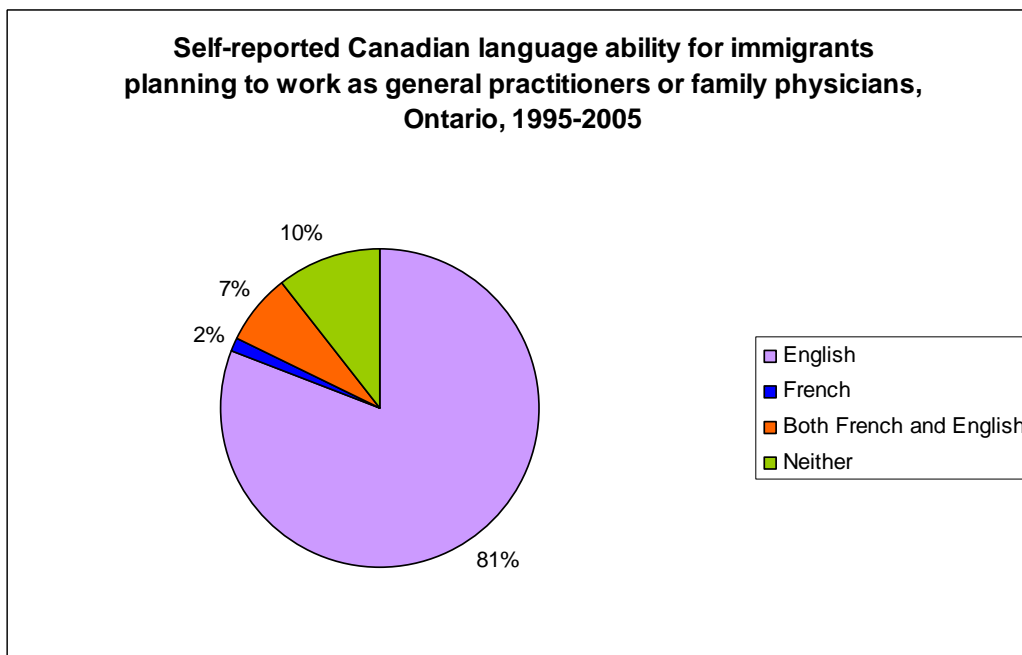
About a third of immigrants (34%) planning to work as general practitioners or family physicians were dependants under the skilled workers class. Another 29% were spouse of fiancé. A fifth (19%) arrived as principal applicants under the family class.



The overwhelming majority (94%) of immigrants planning to work as general practitioners or family physicians had a university degree, including 53% with a bachelor's, 24% with a master's and 17% with a PhD.



The majority of immigrants (81%) planning to work as general practitioners or family physicians reported speaking English. Another 10% spoke neither English nor French.



About a tenth (10.8%) of immigrants planning to work as general practitioners or family physicians came from India, almost the same proportion of immigrants born in Pakistan (10.5%). Iran came in third with 6.2% of immigrants.

Country of birth	N	%
India	133	10.8
Pakistan	129	10.5
Iran	76	6.2
Bangladesh	55	4.5
Egypt	48	3.9
Romania	41	3.3
China, People's Republic of	38	3.1
Ukraine	33	2.7
Nigeria	33	2.7
Iraq	32	2.6
Other	610	49.7
TOTAL	1,228	

The most common mother tongue of immigrants planning to work as general practitioners or family physicians is Arabic (12.2%), followed by English (10.5%) and Urdu (10.1%).

Mother tongue	N	%
Arabic	150	12.2
English	129	10.5
Urdu	124	10.1
Russian	91	7.4
Spanish	79	6.4
Bengali	53	4.3
Farsi	41	3.3
Romanian	41	3.3
Persian	37	3.0
Hindi	34	2.8
Punjabi	34	2.8
Other	415	33.8
TOTAL	1,228	

In Ontario, 41.8% of immigrants planning to work as general practitioners or family physicians were planning to settle in Toronto. The second most popular city of destination was Mississauga (9.7%), followed by Ottawa (7.2%).

City of Destination	N	%
Toronto	513	41.8
Mississauga	119	9.7
Ottawa, including Gloucester, Kanata, and Orleans	89	7.2
Scarborough, including Westhill	66	5.4
North York, including Don Mills, Downsview and Willowdale	58	4.7
Windsor	41	3.3
Hamilton	33	2.7
Brampton	27	2.2
Richmond Hill	27	2.2
London	26	2.1
Other	229	18.6
TOTAL	1,228	

***NOTES:***

The data is for 1995-2005. Immigrants were asked on arrival to Canada what was their intended occupation and their city of destination. Data do not take into account subsequent moves to or from Ontario as well as occupational changes.

***DEFINITIONS:***

Immigrants are permanent residents, formerly called landed immigrants.

***DATA SOURCE:***

Canada. Citizenship and Immigration Canada. Permanent Resident Data System, 1980-2005.