

December 2009

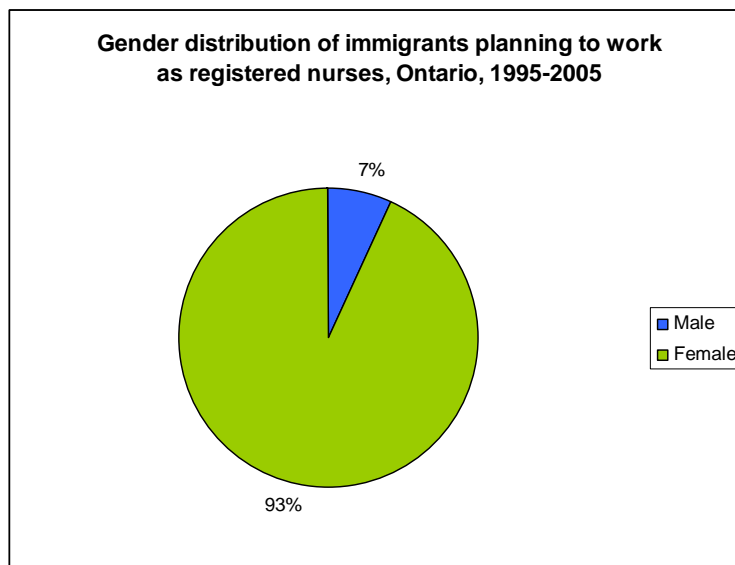
QUESTION:

What is the profile of immigrants planning to work as registered nurses in terms of countries of origin, immigration programs used, places of initial settlement, and occupational groupings?

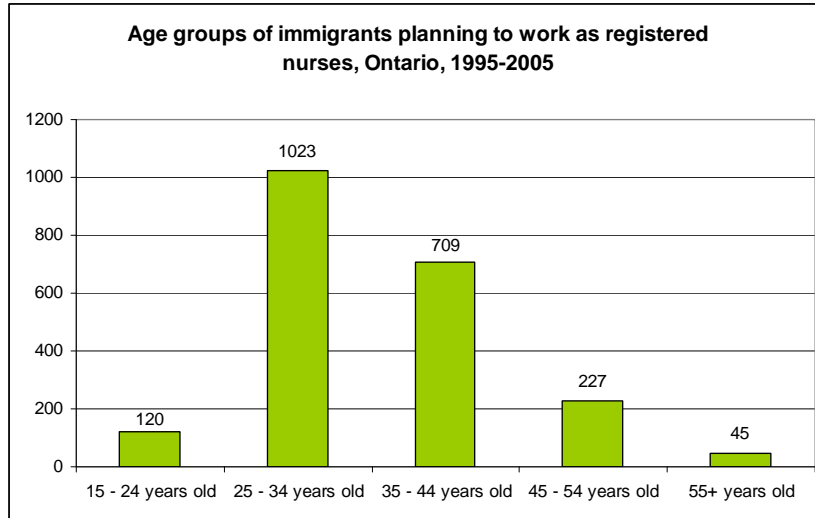
ANSWER:

Between 1995 and 2005, 4,817 immigrants landing in Canada were planning to work as registered nurses. Among them 2,125 were planning to settle in Ontario.

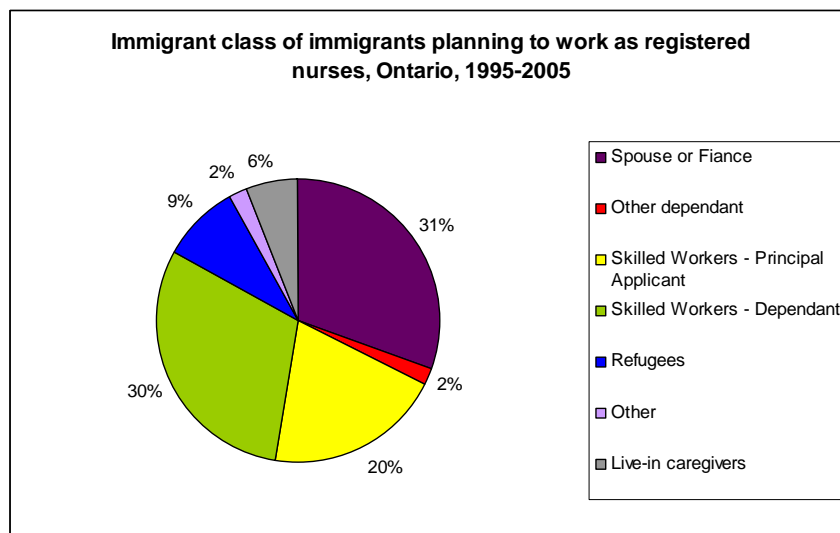
The overwhelming majority of immigrants planning to work as registered nurses were women (93%), compared to 7% for men.



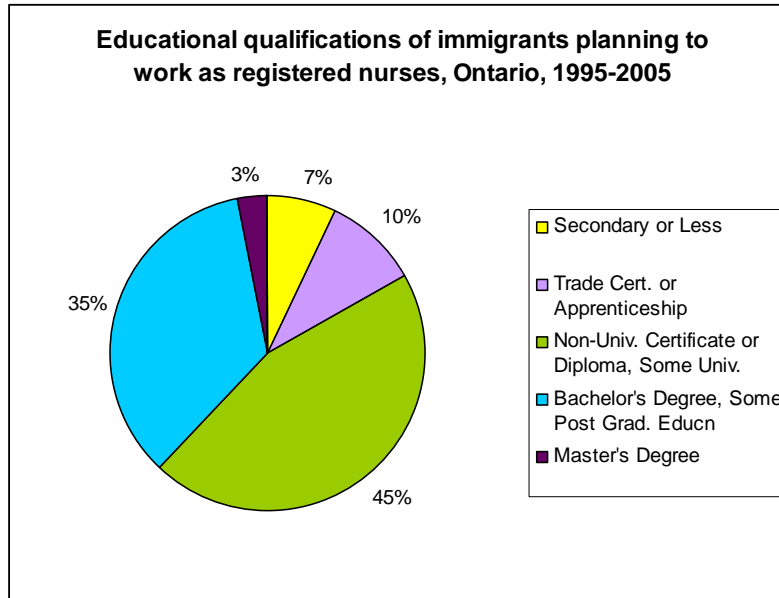
About half of immigrants (1,023 out of 2,125) planning to work as registered nurses immigrated between the ages of 25 and 34.



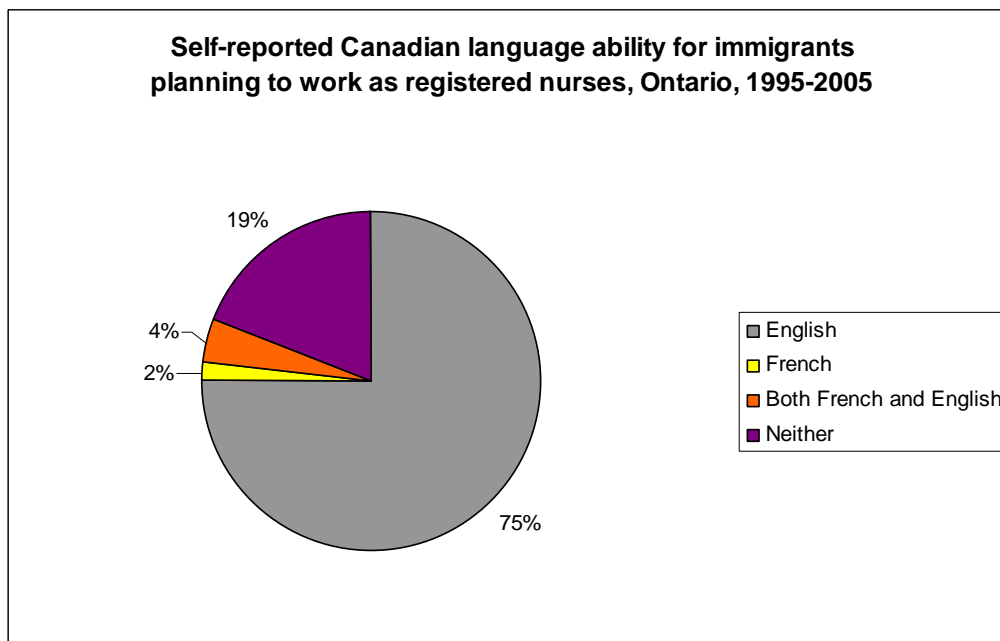
More than 60% of immigrants planning to work as registered nurses immigrated as dependants: 31% as spouse or fiancé, 30% as dependant under the skilled workers immigrant class and 2% as other dependant. One out of 5 (20%) came in as principal applicant. The remaining 17% were refugees, live-in caregivers, or other.



Almost half (45%) of immigrants planning to work as registered nurses had a non-university certificate or diploma or some university education.



Three immigrants planning to work as registered nurses out of four spoke English. Another fifth (19%) spoke neither English nor French.



A fifth (19.6%) of immigrants planning to work as registered nurses and settle in Ontario were born in the Philippines. India comes in second with 6.6% of immigrants, followed by the USA with 6.1%.

Country of birth	N	%
Philippines	417	19.6
India	141	6.6
United States of America	129	6.1
China, People's Republic of	105	4.9
Yugoslavia	92	4.3
England	85	4.0
Ukraine	82	3.9
Hong Kong	68	3.2
Russia	62	2.9
Poland	59	2.8
Other	885	41.6
TOTAL	2,125	

Almost a fourth of immigrants (22.9%) planning to work as registered nurses had English as their mother tongue. Tagalog was the second most commonly spoken language with 17%.

Mother tongue	N	%
English	487	22.9
Tagalog	362	17.0
Russian	187	8.8
Serbo-Croatian	110	5.2
Cantonese	85	4.0
Polish	58	2.7
Malayalam	56	2.6
Spanish	54	2.5
Mandarin	54	2.5
Chinese	51	2.4
Other	621	29.2
TOTAL	2,125	

In Ontario, 38.6% of immigrants planning to work as registered nurses were planning to settle in Toronto. The second most popular city of destination was Mississauga (8%), followed by Scarborough (6%). Except for Ottawa, Hamilton, Windsor, and Kitchener, all of the main cities were immigrants planning to work in health care were in the Greater Toronto Area.

City of Destination	N	%
Toronto	821	38.6
Mississauga	169	8.0
Scarborough	127	6.0
Ottawa, including Cumberland, Gloucester, Kanata, Orleans, and Stittsville	124	5.8
North York, including Don Mills, Downsview, and Willowdale	118	5.6
Hamilton	66	3.1
Brampton	61	2.9
Etobicoke, including Rexdale	57	2.7
Windsor	55	2.6
Kitchener	42	2.0
Other	485	22.8
TOTAL	2,125	

NOTES:

The data is for 1995-2005. Immigrants were asked on arrival to Canada what was their intended occupation and their city of destination. Data do not take into account subsequent moves to or from Ontario as well as occupational changes.

DEFINITIONS:

Immigrants are permanent residents, formerly called landed immigrants.

DATA SOURCE:

Canada. Citizenship and Immigration Canada. Permanent Resident Data System, 1980-2005.