

Policy and Practice Questions Arising from TIEDI

by
Rupa Banerjee, Ph.D
Ryerson University

Metropolis Conference
March 1st, 2012
Toronto, Ontario

Areas of Concern



- ✦ Discussions with community partners helped to identify several issues of particular concern:
 - ✦ Changing Pathways to Permanent Residence
 - ✦ Filling the Data Gap
 - ✦ The Effect of Gender in Immigrant Integration
 - ✦ Transitioning from Underemployment to Skills-Commensurate Employment

TIEDI Roundtables



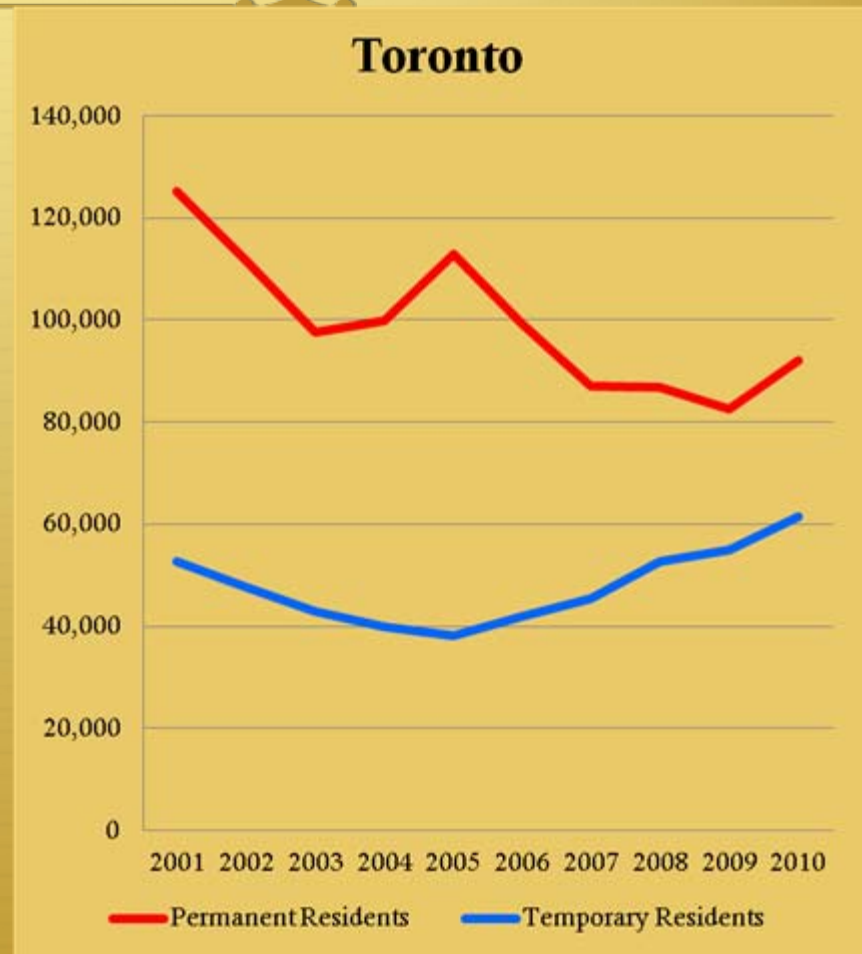
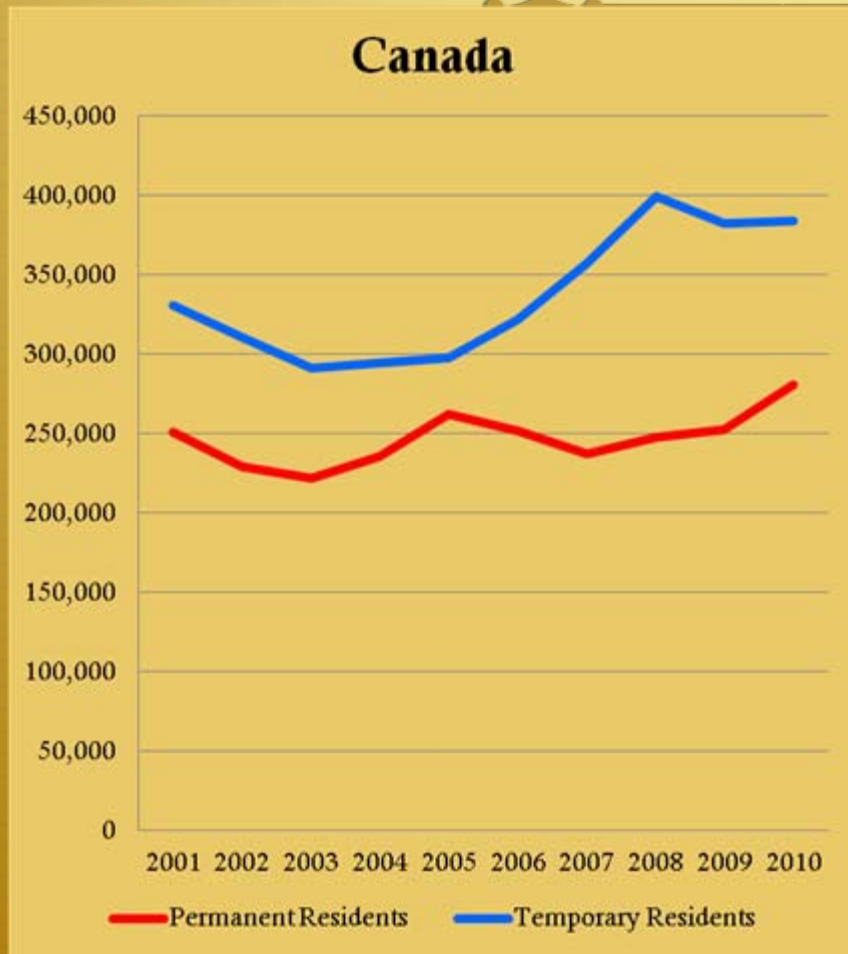
- ✦ Discussions with community partners to understand how the issues are affecting community organizations
 - ✦ **Roundtable 1: Pathways to Permanent Residence** Friday, January 27
 - ✦ **Roundtable 2: Filling the Data Gap** Friday, February 3
 - ✦ **Roundtable 3: The Gender Gap in Labour Market Outcomes for Immigrants** Friday, March 9 (9am-12:30pm)
 - ✦ **Roundtable Session 4: Immigrant Transitions from Underemployment to Skills-commensurate Employment** Friday, March 9 (1pm-4pm)
- ✦ Aim was to derive policy and practice outcomes of the TIEDI findings
- ✦ However, more questions and areas requiring further research were also identified through the roundtables

Roundtable 1: Changing Pathways to Permanent Residence



- ✦ Changing patterns of immigrant class of entry
 - ✦ Increasing numbers of temporary residents
 - ✦ Expansion of PNPs (although not in Ontario)
 - ✦ Increase in LCP immigrants
 - ✦ Smaller proportion of skilled worker immigrants in Toronto

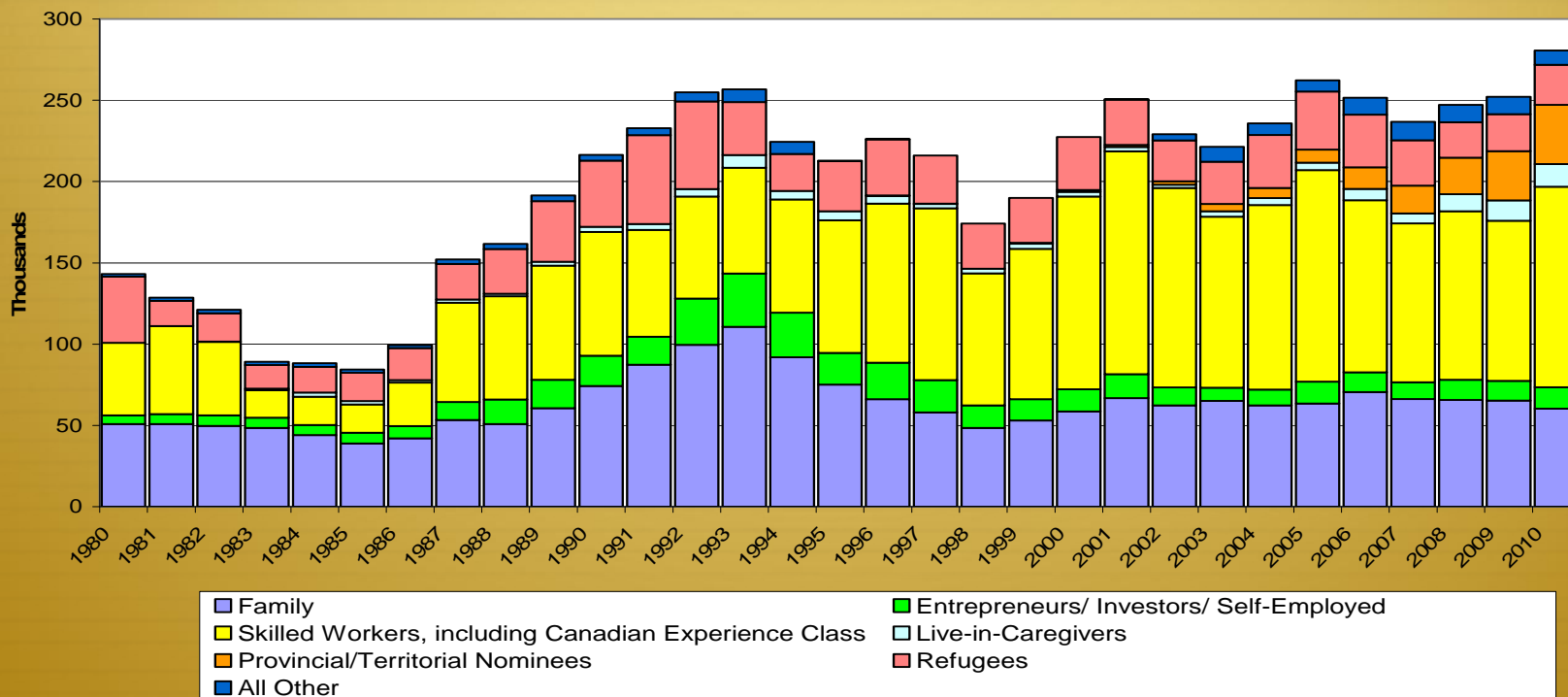
Entry of Temporary versus Permanent Residents



Source: Citizenship and Immigration Canada, Facts and Figures 2010.

Composition of Permanent Resident Entries - Canada

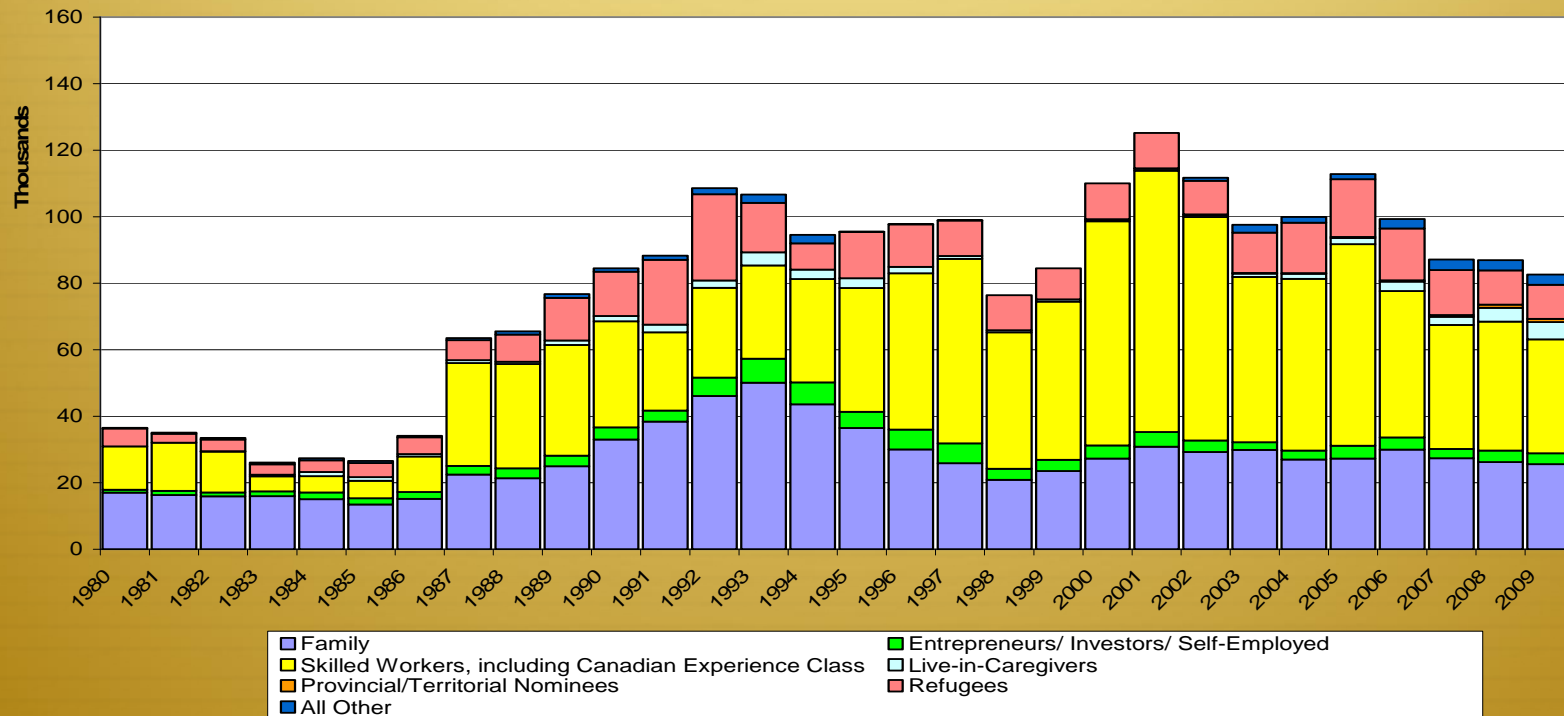
Figure 3: Number of Permanent Residents by Immigration Class Category and Landing Year (1980-2010), Canada



Source: Citizenship and Immigration Canada, Permanent Residents Data System (PRDS), 1980-2009, and Facts and Figures, 2010, <http://www.cic.gc.ca/english/resources/statistics/facts2010/permanent/02.asp>

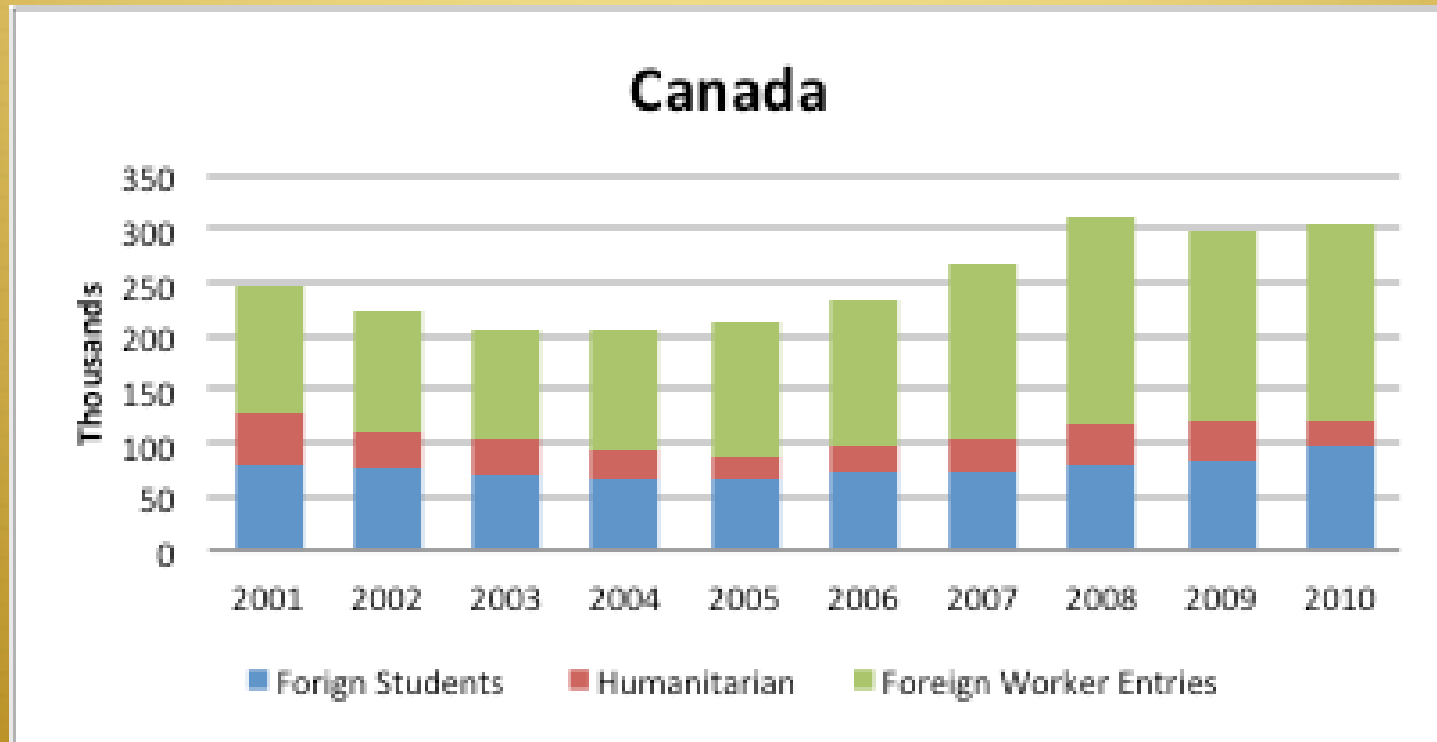
Composition of Permanent Resident Entries - Toronto

Figure 4: Number of Permanent Residents by Immigration Class Category and Landing year (1980-2009), Toronto



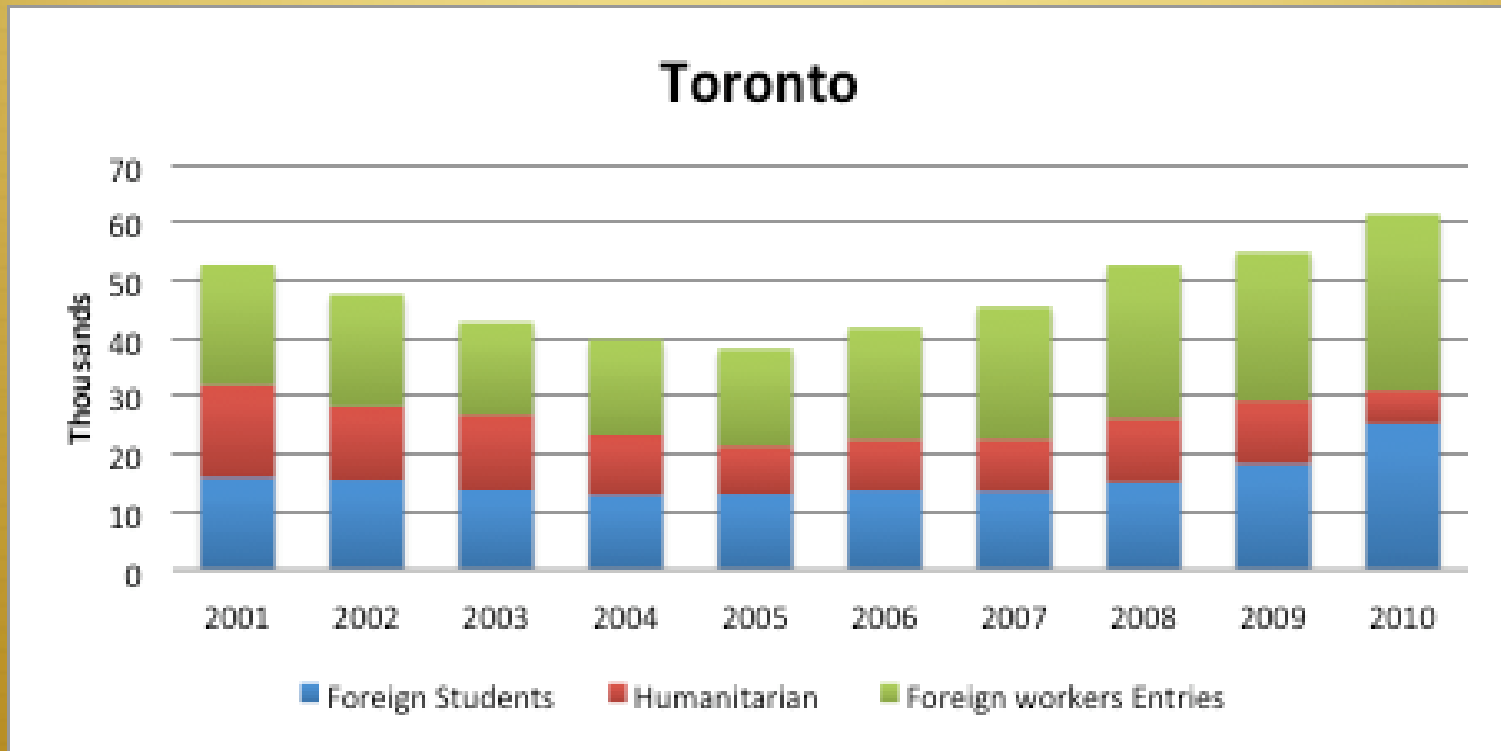

Source: Citizenship and Immigration Canada, Permanent Residents Data System (PRDS), 1980-2009

Composition of Temporary Resident Entries - Canada



Source: Citizenship and Immigration Canada, Facts and Figures 2010.

Composition of Temporary Residents - Toronto



Source: Citizenship and Immigration Canada, Facts and Figures 2010.

Changes *Within* Programs



- ✦ New systems for refugee determination
- ✦ Changes to the 'points system' for selecting skilled workers
- ✦ Modified conditions associated with the LCP

How Have These Changes Affected Community Organizations?



- ✦ Increase in the number of precarious workers
- ✦ Immigrant service organizations overburdened with limited funding that fails to match the rising need for services
- ✦ Increased pressure to deal with complex cases where people are not eligible for funding based on existing criteria

Emerging Issues



- ✦ Mental health issues rising from family separation
- ✦ Funding cuts to services further erode social supports
- ✦ The difficulty of providing services to LCP workers and other unskilled migrant workers
- ✦ Need for more research on transition from temporary to permanent resident under the PNP, LCP and Canadian Experience Class programs
- ✦ Need for data on temporary residents as well as those without status

Policy Changes to Help Serve the Needs of a Changing Population



- ✦ The funding model should be changed to reflect the changing immigrant population and ensure adequate resources and less competition between service organizations
- ✦ Policy changes are required regarding the live-in caregiver framework in order to ensure LCP workers can access services
- ✦ Need for legislated protection for workers who fall into exploitative conditions, especially for temporary foreign workers, and for those in an informal labour market

Roundtable 2: Filling the Data Gap



- ✦ Data and analysis challenges experienced by TIEDI
 - ✦ Requests for analysis outside of TIEDI's mandate (e.g. non-labour market outcomes such as childcare needs, and health profile)
 - ✦ Outdated data (e.g. census data) or non-existing data (e.g. information on temporary residents)
 - ✦ Requests for neighbourhood-specific labour market outcomes of specific immigrants groups living inside or outside the Greater Toronto Area.
 - ✦ Limitations in gender- and immigrant group-specific analysis

Program Data




- ✦ Significant data exists within individual community organizations (ICAN, ICARE), but not available to workers
- ✦ Settlement organizations lack the time and capacity to coordinate, manage and analyze the data that they input.
- ✦ Very little sharing of information between organizations even all organizations collect very similar data.

What Information Is Needed?



- ✦ Data entry systems to have a space for recording qualitative information, which can later be analyzed
- ✦ Data that provides a broader understanding of the labour market, with emphasis on issues such as social capital, networks and effects of class
- ✦ Longitudinal information on goal setting and quality of life for an individual would also be beneficial
- ✦ Data that compares the number of people landing to those that are being served

Collaboration Between “Experts” and Workers



- ✦ At the program level, needs to be collaborative effort between politicians, bureaucrats and service providers to provide a holistic view of labour market needs
- ✦ Government officials and those who work in data are often disconnected from service providers that use the data, and unaware of community needs
- ✦ One problem with collaboration is that there are competing priorities between governmental departments, which makes effective collaborative projects difficult

Creation of a Feedback Loop



- ✦ In order for data to be useful, it must become accessible knowledge
- ✦ Service providers would like the data that they are collecting for funders and government agencies to feed back to their own organization as useful, aggregate information
- ✦ Service providers would also like to share information between themselves

Thanks!



Questions/Comments?