

Guide to Student Engagement

Definition



Student engagement is a crucial aspect of all courses in all levels of education. Without the ability to monitor and examine your students hands on in the classroom, this has proven to be increasingly difficult in the online learning environment.

Below we wish to provide a simple guide of suggestions, methods and tools which can be used in order to facilitate the task of student engagement. Our ideas have been compiled as a result of our personal experiences as well as our educational resources.

Key DO'S and DON'TS

DO'S

- Have breaks in between the lecture
- Have online activities or open breakout rooms so that students can interact with each other and have discussions
- Create peer groups so that students can stay connected to each other
- Include participation mark in the course grade




DON'TS


- Have a long lecture with no students discussing as students will zone out and not pay attention in class
- Don't force students to turn cameras on

Alternatives to cameras?


Having your camera on is an on-going debate with online educational environments, so we decided to compile a list of alternatives to cameras that are equivalent and provide the professor with similar information in regards to engagement.



- Chats
- Communicate through voices (mute/unmute)
- Discussion forums on Eclass or any median which everyone in the class can see
- Doing online activities - Kahoot
- Having a photo instead of your name on Zoom



Purpose



Our purpose in creating this guide was to demonstrate that there are multiple means to judge and grade student engagement. In order to adhere to the vast uniqueness and strengths in the classroom, it's important that professors incorporate multiple means of engagement to interact with students. All of these aspects have the similar goal of creating a positive learning environment where all students are given the chance to succeed! We hope this guide was able to help you with at least one actionable tool that you can apply in your future classroom!