

## How to Purchase Tickets

1. Find our Instagram ( [vancproductions](#)) and click [linktr.ee/vancproductions](https://linktr.ee/vancproductions).



2. Once on the Linktree, click the name of the show/workshop you are interested in watching.

- Once on Eventbrite, you can check the event information here. When you are ready, click on the Tickets button.

- Enter the number of tickets you would like to purchase. If you have a promo code, click the text “Enter promo code”. To proceed, click “Checkout”.



- The next page will prompt you to fill in your contact information(if you are not logged into Eventbrite), as well as your method of payment. This includes Credit/Debit Card and Paypal.

## Contact information

Continue as guest or [login](#) for a faster experience.

First name *	Last name *
Email address *	Confirm email *

## Payment method

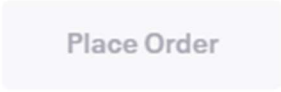
<input type="radio"/> Credit or debit card	
<input type="radio"/> PayPal	

- Finally, you can enter the First and Last Names and Emails of the ticket holders. If there are multiple ticket holders or the ticket is for someone else, including their email will have the show link emailed to them individually.

## Ticket 1

First name *	Surname *
Email address *	

7. Once all information labelled with an asterisk(\*) is filled in, the pictured “Place Order” button will change colour and you will be able to click it.



Place Order

8. After placing your order you will be sent to a receipt/order confirmed page. Do not worry if a link is not sent immediately, our show links are sent 30 minutes before opening.