

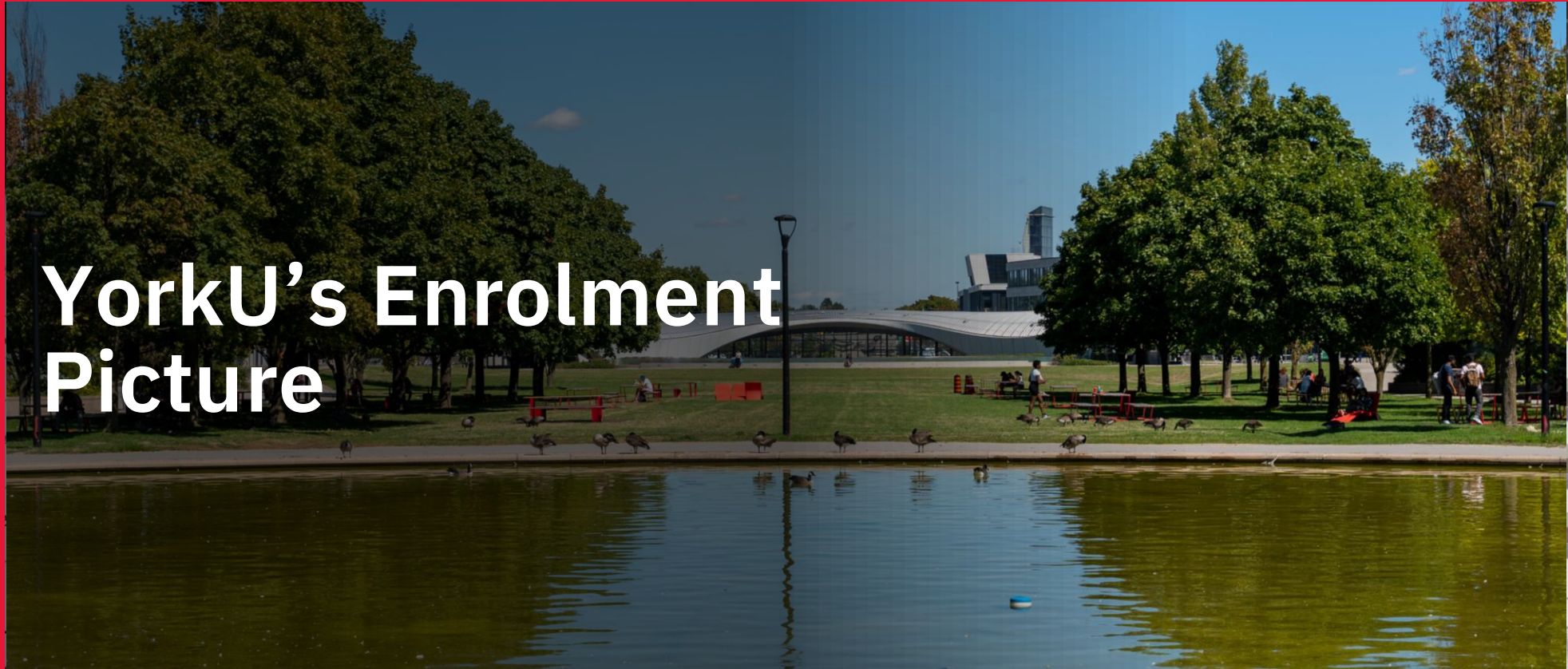


President's Report to Senate

President Rhonda Lenton

April 23, 2025

YorkU's Enrolment Picture



Historical Undergraduate Full-Year FFTEs (New and Continuing)

Undergraduate Full-Year FFTEs	2015	2016	2017	2018	2019	2020	2021	2022	2023	2024	2025 proj.
Undergraduate Eligible	36,247	35,841	35,839	34,922	36,323	37,702	35,985	34,625	36,504	36,950	36,576
Undergraduate Ineligible Visa	4,409	4,994	5,682	6,401	7,638	8,384	7,952	7,047	6,101	5,000	4,379
Total Undergraduate (excluding Markham)	40,656	40,835	41,521	41,323	43,960	46,086	43,936	41,672	42,605	41,950	40,955

Historical Undergraduate Fall Term New Student Headcount

Undergraduate Fall Term New Student Headcount	2015	2016	2017	2018	2019	2020	2021	2022	2023	2024	2025 projected
Domestic fee-paying YOY change (%)	9,659	9,352 -3%	9,962 +7%	9,336 -6%	8,684 -7%	8,222 -5%	8,871 +8%	9,490 +7%	9,760 +3%	8,755 -10%	8,249 -6%
International fee-paying YOY change (%)	1,156	1,371 +19%	1,501 +9%	1,666 +11%	1,824 +9%	1,398 -23%	1,249 -11%	1,248 -0%	1,357 +9%	816 -40%	573 -30%
Total Undergraduate (excluding Markham)	10,815	10,723	11,463	11,002	10,508	9,620	10,120	10,738	11,117	9,571	8,822

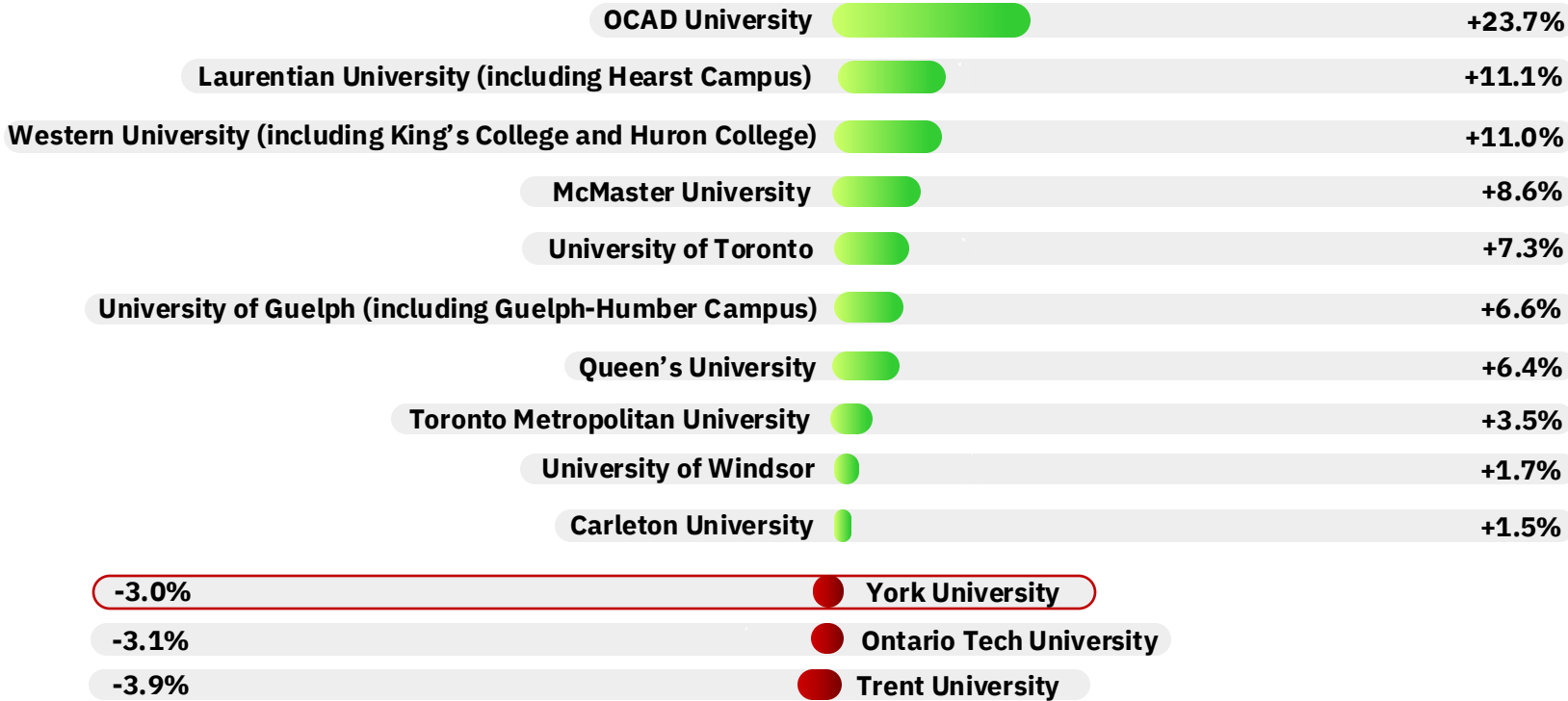
Following the 2018 labour disruption, domestic intakes declined year-over-year before rebounding in 2021 . A similar impact on domestic recruitment may be expected after the 2024 labour disruption.

IRCC policy changes have led to a sharp year-over-year decline in international intakes.

Sector Enrolment Data – OUAC 101s (April 2025)-Applications

Domestic 101s: Domestic applications currently attending an Ontario high school.

York saw a **3.0% decrease** in domestic 101 applications.

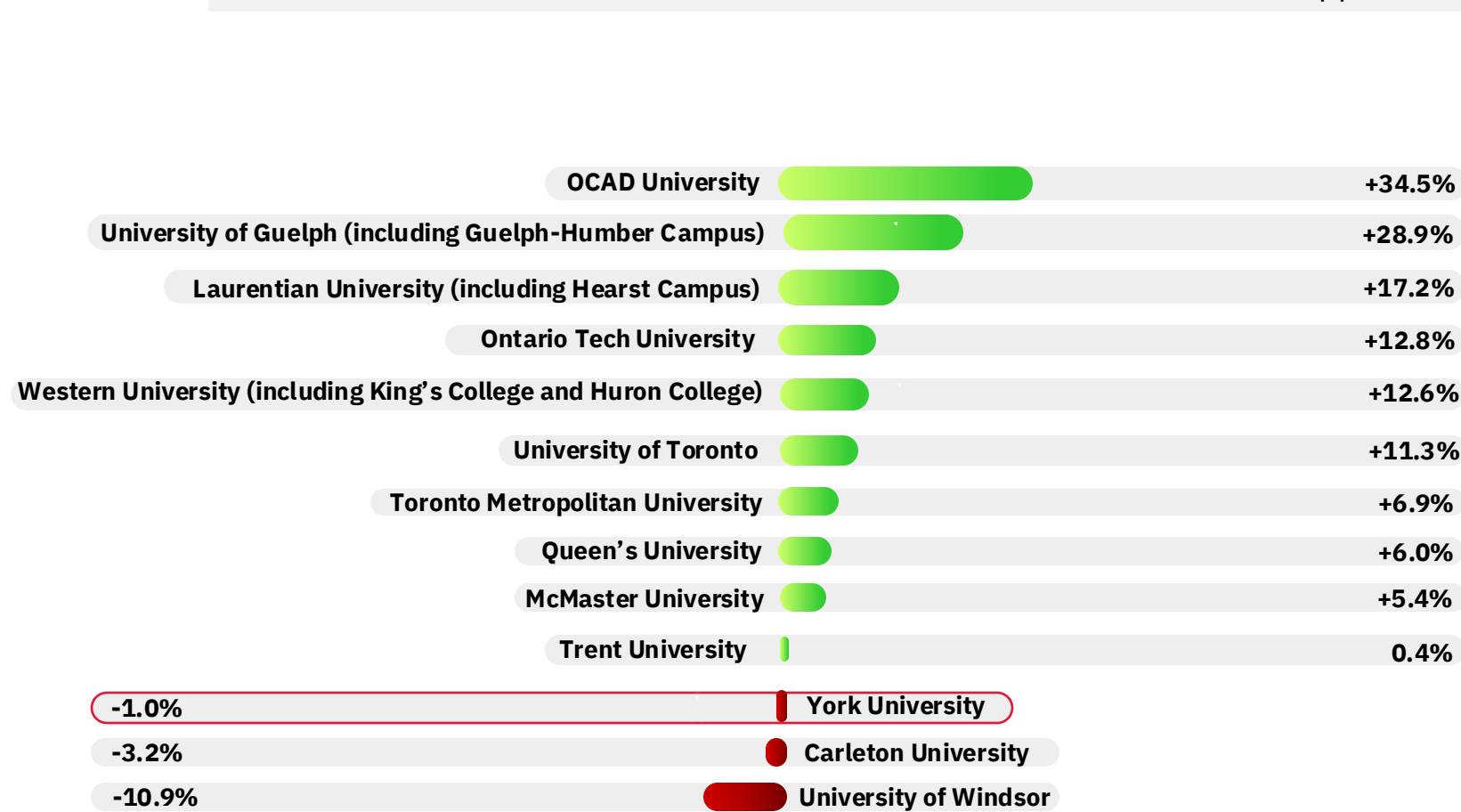


	April 2024 (Total)	April 2025 (Total)
OCAD University	1,829	2,262
Laurentian University (including Hearst Campus)	3,234	3,593
Western University (including King's College and Huron College)	48,742	54,100
McMaster University	47,964	52,094
University of Toronto	52,710	56,568
University of Guelph (including Guelph-Humber Campus)	41,642	44,381
Queen's University	38,409	40,851
Toronto Metropolitan University	46,660	48,272
University of Windsor	10,739	10,919
Carleton University	20,672	20,976
York University	48,634	47,157
Ontario Tech University	12,951	12,549
Trent University	12,267	11,789

Sector Enrolment Data – OUAC 101s (April 2025)-Applications

International 101s: International applications currently attending an Ontario high school.

York saw a **1.0% decrease** in 101 visa applications.

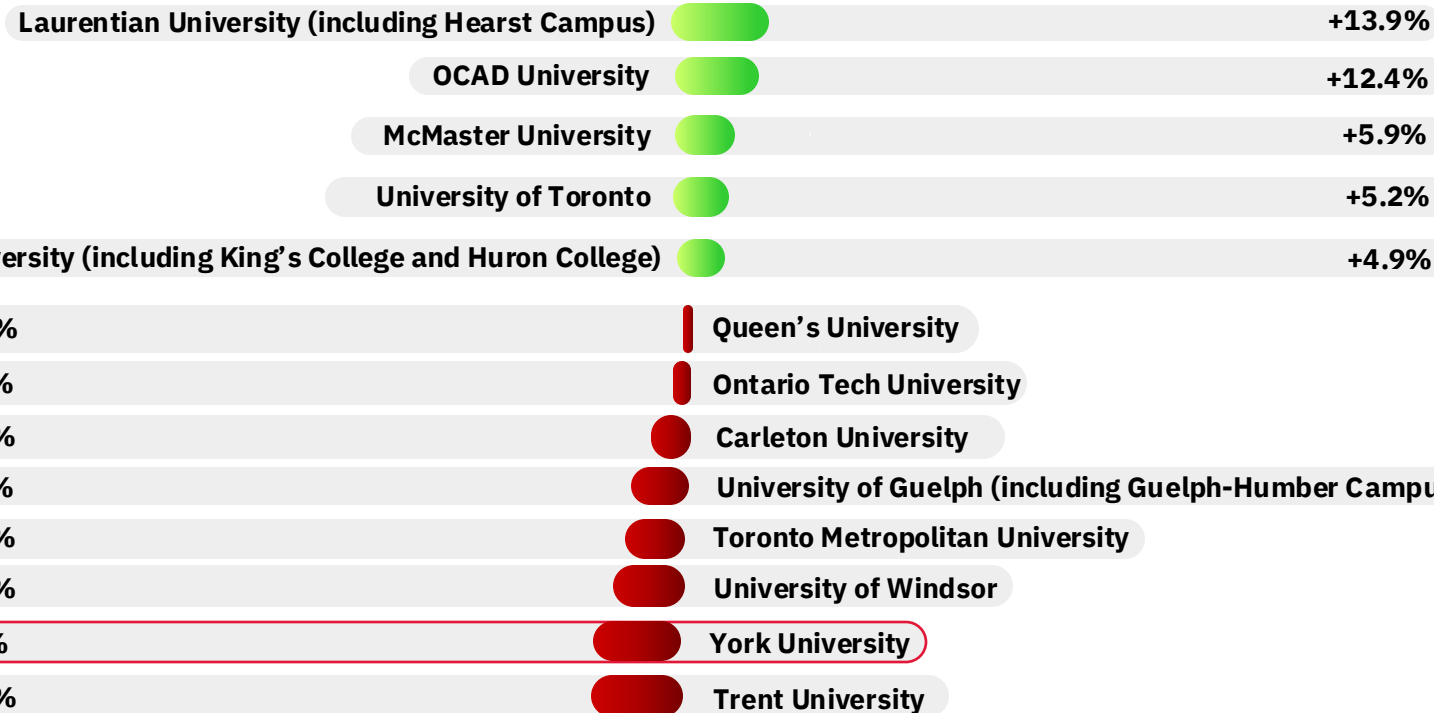


	April 2024 (Total)	April 2025 (Total)
OCAD University	278	374
University of Guelph (including Guelph-Humber Campus)	945	1,218
Laurentian University (including Hearst Campus)	157	184
Ontario Tech University	789	890
Western University (including King's College and Huron College)	5,044	5,681
University of Toronto	11,225	12,489
Toronto Metropolitan University	3,001	3,207
Queen's University	3,003	3,183
McMaster University	5,780	6,095
Trent University	548	550
York University	5,182	5,130
Carleton University	1,315	1,273
University of Windsor	663	591

Sector Enrolment Data – OUAC 105s (April 2025)-Applications

Domestic 105s: Canadian applications not currently attending an Ontario high school.

York saw a **9.7% decrease** in domestic 105 Applications.




	April 2024 (Total)	April 2025 (Total)
Laurentian University (including Hearst Campus)	897	1,022
OCAD University	881	990
McMaster University	9,997	10,586
University of Toronto	22,111	23,265
Western University (including King's College and Huron College)	11,634	12,202
Queen's University	10,227	10,187
Ontario Tech University	2,094	2,078
Carleton University	4,827	4,693
University of Guelph (including Guelph-Humber Campus)	5,306	5,051
Toronto Metropolitan University	9,735	9,159
University of Windsor	1,638	1,525
York University	8,359	7,549
Trent University	1,807	1,627

Sector Enrolment Data – OUAC 105s (April 2025)-Applications

Visa 105s: International applications not currently attending an Ontario high school.

Every university saw decreases in 105 visa applications. York's applications **decreased by 36.1%**.



	April 2024 (Total)	April 2025 (Total)
University of Toronto	30,334	27,461
OCAD University	674	587
Toronto Metropolitan University	2,439	1,852
McMaster University	7,231	5,476
Western University (including King's College and Huron College)	6,609	4,848
University of Guelph (including Guelph-Humber Campus)	1,123	801
Queen's University	4,572	3,132
Ontario Tech University	820	545
York University	5,932	3,789
Carleton University	1,787	1,113
University of Windsor	845	488
Trent University	676	379
Laurentian University (including Hearst Campus)	638	311

Keele and Glendon Undergraduate 2025-26 Fall Term *Eligible* New Student Headcount by Faculty Relative to Enrolment Contract Target

Fall Term Eligible New Student Headcount	2024-25 Actuals	2025-26 Contract Targets	2025-26 estimates relative to contract targets	
			Early Estimate (Feb 2025)	Early Estimate (Mar 2025)
AMPD	552	588	-116 (-20%)	-114 (-19%)
Education - BA	150	145	-	-
EUC	113	181	-84 (-46%)	-84 (-46%)
Glendon	312	364	-101 (-28%)	-77 (-21%)
Health (excl Nursing)	1,638	2,084	-441 (-21%)	-460 (-22%)
Health-Direct Entry Nursing	204	235	-	-
LA&PS	2,986	3,120	-413 (-13%)	-406 (-13%)
Lassonde	1,017	885	-15 (-2%)	-14 (-2%)
Osgoode	337	340	-	-
Schulich	537	490	+102 (+21%)	+102 (+21%)
Science	909	1,058	-175 (-17%)	-188 (-18%)
Total	8,755	9,490	-1,243 (-13%)	-1,241 (-13%)

Keele and Glendon Undergraduate 2025-26 Fall Term *Ineligible Visa* New Student Headcount by Faculty Relative to Enrolment Contract Target

2025-26 estimates relative to contract targets

Fall Term Eligible New Student Headcount	2024-25 Actuals	2025-26 Contract Targets	Early Estimate (Feb 2025)	Early Estimate (Mar 2025)
AMPD	47	87	-43 (-49%)	-46(-53%)
Education - BA	1	7	-	-6 (-86%)
EUC	8	26	-20 (-77%)	-20 (-77%)
Glendon	33	32	-9 (-28%)	-10 (-31%)
Health (excl Nursing)	72	89	-28 (-31%)	-28 (-31%)
Health-Direct Entry Nursing	8	10	-	-
LA&PS	321	455	-267 (-59%)	-270 (-59%)
Lassonde	156	250	-139 (-56%)	-140 (-56%)
Osgoode	16	10	-	-
Schulich	58	80	-36 (-45%)	-35 (-44%)
Science	96	193	-83 (-43%)	-111 (-58%)
Total	816	1,239	-625 (-50%)	-666 (-54%)

Markham Campus Undergraduate 2025-26 Fall Term *Eligible and Ineligible Visa* New Student Headcount by Faculty Relative to Enrolment Contract Target

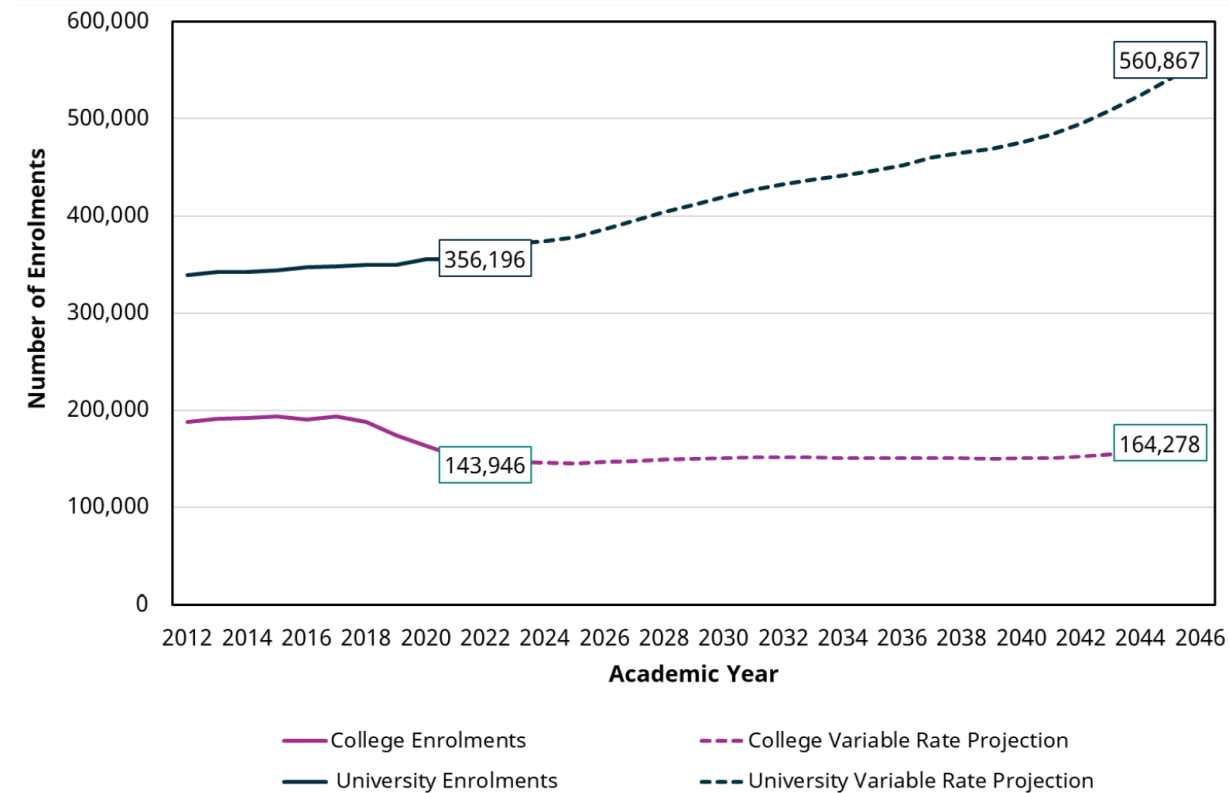
2025-26 estimates relative to contract targets

Fall Term New Student Headcount	2024-25 Actuals	2025-26 Contract Targets (old from 2024-25 Enrolment Contract)	2025-26 Enrolment Contract Targets	Early Estimate (Feb 2025)	Early Estimate (Mar 2025)
Eligible					
AMPD	29	35	35	-8 (-23%)	-6 (-17%)
LA&PS	101	240	160	-55 (-34%)	-55 (-34%)
Lassonde	161	230	206	-65 (-32%)	-62 (-30%)
Science	9	58	20	-11 (-55%)	-11 (-55%)
Eligible Total	300	563	421	-139 (-33%)	-134 (-32%)
Ineligible Visa					
AMPD	2	15	4	-2 (-50%)	-2 (-50%)
LA&PS	8	37	34	-26 (-76%)	-26 (-76%)
Lassonde	1	60	19	-17 (-89%)	-16 (-84%)
Science	1	38	12	-12 (-100%)	-12 (-100%)
Ineligible Visa Total	12	150	69	-57 (-83%)	-56 (-81%)

Growth Projections

Figure 1

Enrolment Actuals and Projections for Ontario's Universities and Colleges from 2012 to 2046



Source: MCURES (2024a,d), Statistics Canada (2024b).

Note: This figure presents Ontario college and university actual domestic enrolments from 2012 to 2022 and enrolment projections from 2023 to 2046.