



# CPR Self-Study Workshop 4: Storytelling with Data

**SAMANTHA CUTRARA, PHD**  
PROGRAM DEVELOPMENT AND  
CURRICULUM INNOVATION SPECIALIST

YORK 



- Reminders
- Using data in your self study
- OIPA colleagues
- Sample questions
- Guest speaker
- Q&A – recorded and not recorded

## Thinking forward to site visit

- Share with [YUQAP@yorku.ca](mailto:YUQAP@yorku.ca) asap if you want an **in person** or **virtual** site visit
- Identify if you want a **fall** or **winter** site visit
- Provide a **list of reviewers** no later than **June 1<sup>st</sup>, 2024**
  - “Arm’s length”
  - DO NOT contact reviewers yourselves!

## York University Quality Assurance Procedures

[Cyclical Program Review \(CPR\)](#) [New Programs](#) [Program Modifications](#) [Program Closure](#) [YUQAP Audit](#) [Support](#)

[CONTACT](#)

# CPR Templates & Guidelines

Program Self-Study Overview



CPR Guide and Support Links



> Templates - Undergraduate Program Self Study Review



> Templates - Graduate Program Self Study Review



> Templates - Certificate and Diploma Self Study Review



**External Reviewer Nomination Guidelines and Form**



[External Reviewer Nomination Form for Cyclical Reviews](#)

(Updated September 21, 2022)

[External Reviewer Guidelines, including Defining 'Arm's Length'](#) (Updated October 2023)



## Thinking forward to site visit

- Share with [YUQAP@yorku.ca](mailto:YUQAP@yorku.ca) asap if you want an in person or virtual site visit
- Provide a list of reviewers no later than June 1<sup>st</sup>, 2024
  - DO NOT contact reviewers yourselves!
- Identify if you want a **fall** or **winter** site visit

**Self-Study is DUE  
no later than**

**July 15, 2024**

**October 15, 2024**

**Earlier submission  
(even of parts) will  
lead to more  
productive feedback**

**We are available to read  
sections! Send us writing  
for feedback!**

*SC cannot provide  
comprehensive writing  
feedback after August 20<sup>th</sup>*


## Upcoming support

- Friday March 8, 10:00-10:45
  - **Mini-workshop on focus groups and surveys with students**
- March-July
  - **OIPA Data Clinic**
- June workshop
  - **Putting document together**
- Mini-videos
  - **Document formatting, filling out sections, anything else?**

A photograph of two people in an office setting. A man in a brown sweater is leaning over a desk, pointing at a computer monitor. A woman in a light green sweater is sitting at the desk, looking at the monitor and holding a purple pen. The scene is framed by a thick red border. The background shows a window with blinds and a view of a building outside. A yellow flower is visible on the right side of the desk.

# Using Data to Tell a Story



A close-up photograph of hands holding a camera lens, with a red overlay on the right side containing text. The background is a warm, orange-toned image of hands holding a camera lens. The red overlay is on the right side of the image, containing white text and the York University logo.

Snapshot of your  
current program,  
and the view of  
your program in  
the future

---

YORK 

From Workshop 1

## In other words....

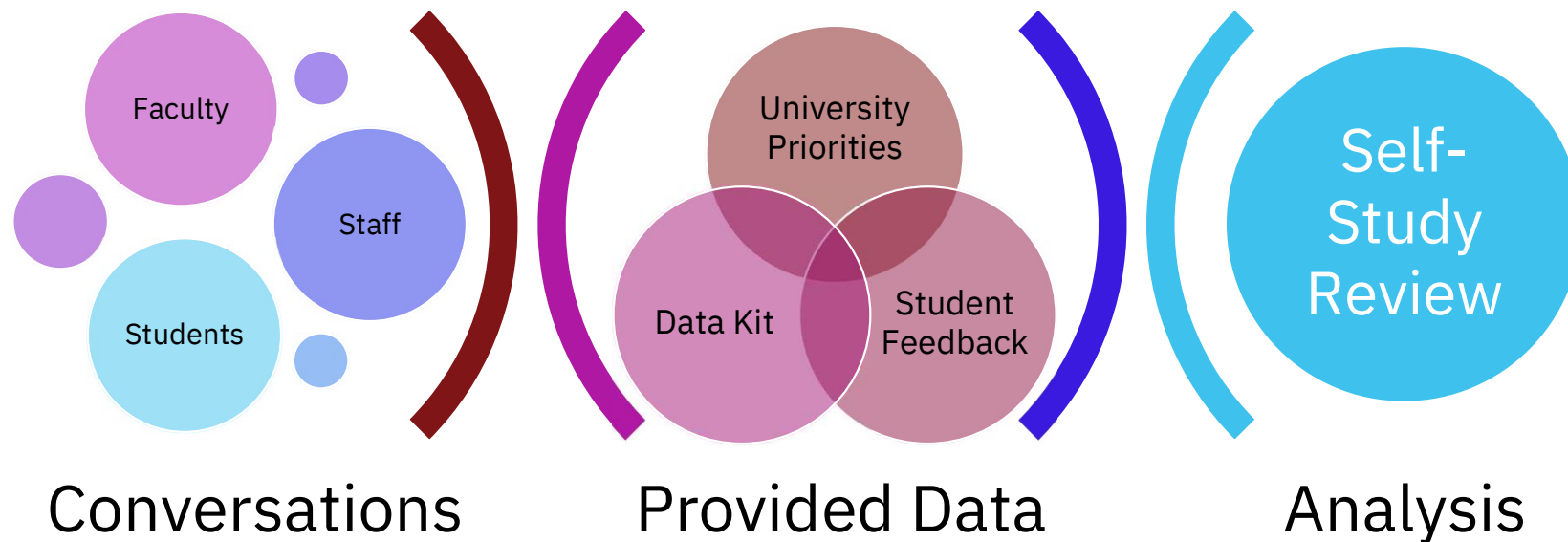
- The CPR Self-Study is not a “test” if you can read the OIPA data

**The Self Study is an opportunity to explore the big picture of your program and get elements on track to ensure it stays on track**

From Workshop 1



# Collaborative, Analytical, and Evidence-based Process



From Workshop 1

A close-up photograph of a person's hands typing on a laptop keyboard. The person is wearing a brown sweater and a ring on their left hand. The background is blurred, showing a desk with a laptop and some papers. The image is overlaid with white text.

**Like writing an article**

Thesis: “Our program is good,  
but *of course* it can be better...”

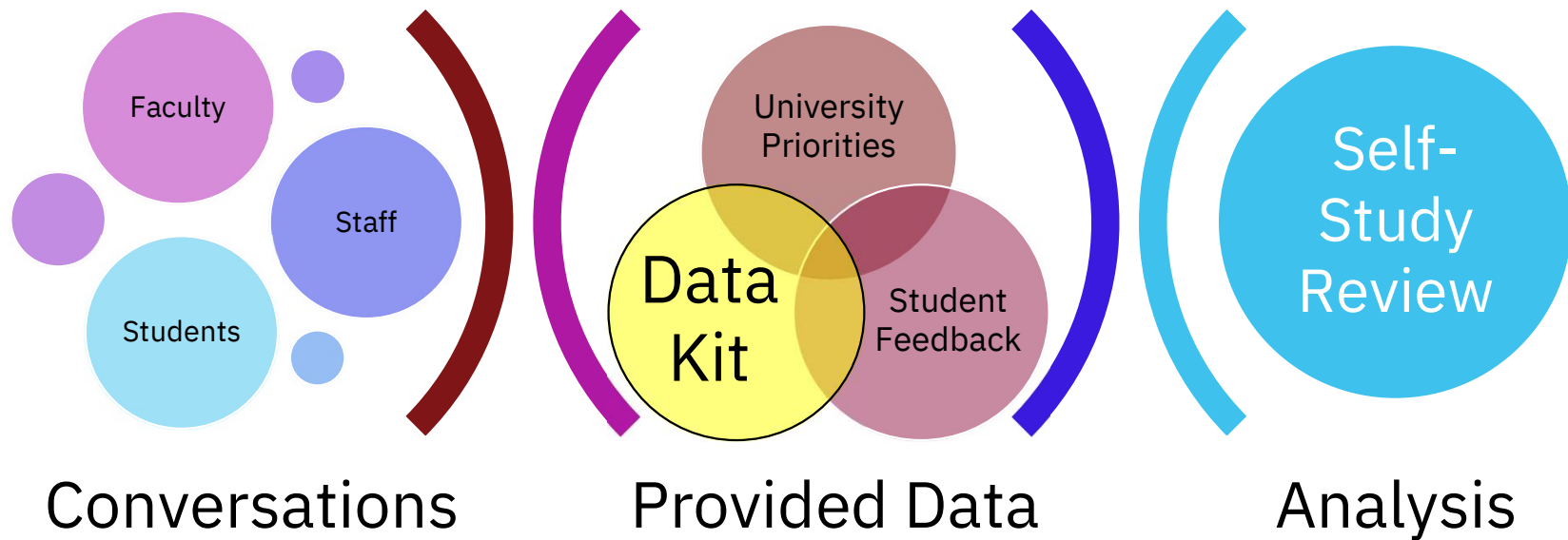
From Workshop 1

## Is this a lot of work?

- Research is work; Collaborative research is work
  - Analysis is work
  - Writing is work; Collaborative writing is work
  - Peer review is work
- 
- Yes. A review of your program is work. But the work can be done over the academic year and, with the right planning and time for analysis, you can generate really useful findings and recommendations for your program.


From Workshop 1

# Collaborative, Analytical, and Evidence-based Process



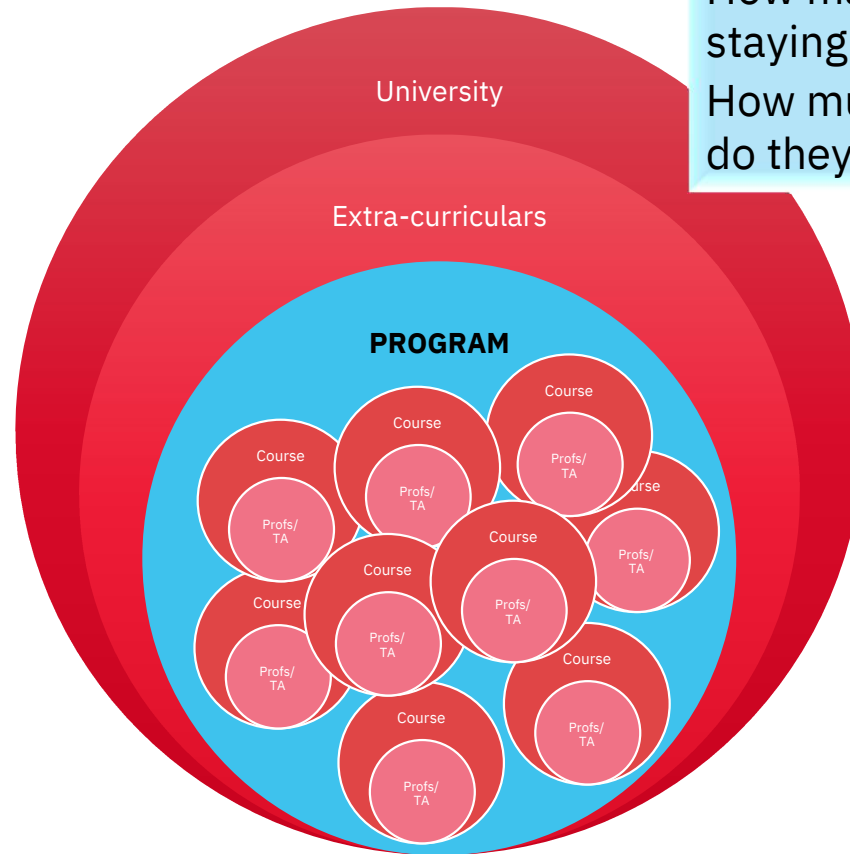
**Use The Numbers To Enhance Your Story**





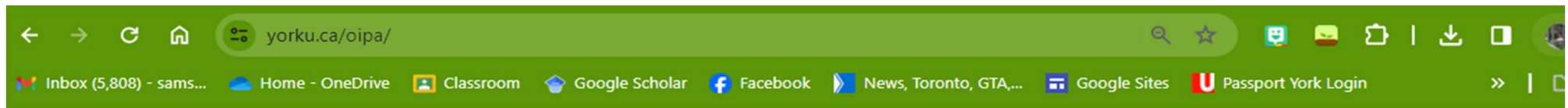
## Focus for Analysis

How many people are coming into the program?  
How many people are staying in the program?  
How much (grad) funding do they get?





# Office of Institutional Planning and Analysis (OIPA)



## Office of Institutional Planning and Analysis (OIPA)

What We Do ▾

[CONTACT](#)

### What We Do



#### Data & Analytics Governance

OIPA is responsible for the University's data governance function, including implementation of the Institutional Data and Analytics Strategy, and the development of data policies, procedures, and frameworks.



#### Institutional Reporting and Analysis

OIPA researches and analyzes data for the institution about students, faculty, staff, government funding and policies and is also responsible for reporting to government and external agencies.



#### Integrated Resource Planning & Accountability

OIPA supports the implementation of the University's Integrated Resource Planning (IRP) Framework which help support the University's planning efforts.



#### Strategic Intelligence & Predictive Analytics

OIPA provides objective, accurate and timely strategic enrolment planning, management and resource planning information, analyses and strategies across the University.