

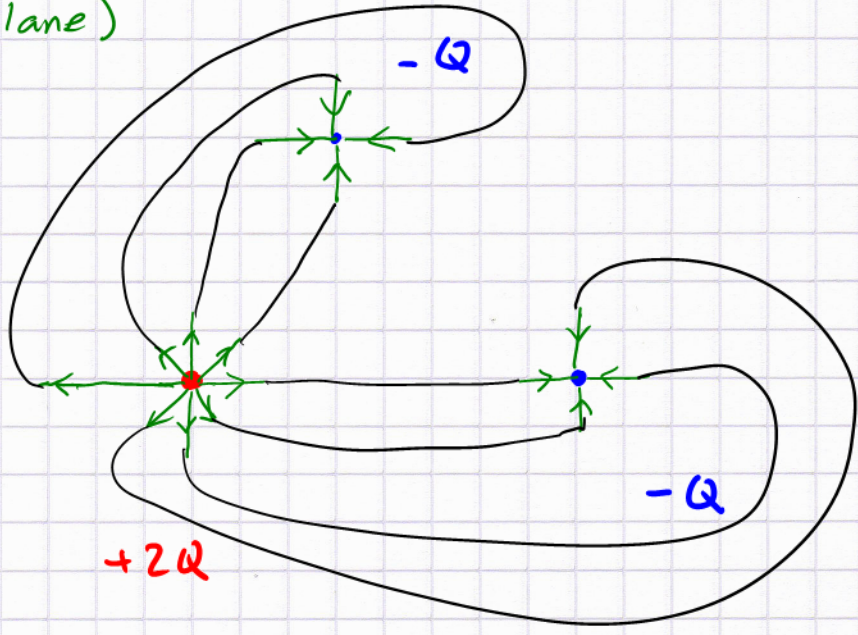
Gauss' law →  $\vec{E}$  fields for macroscopic charged objects

Given a collection of point charges  $Q_i$   $i=1,2,\dots$

we can obtain  $\vec{E}_{net}$  by adding contributions for  $i=1,2,\dots$

Example (in a plane)


field lines




twice as many lines leave  $+2Q$  than enter  $-Q$

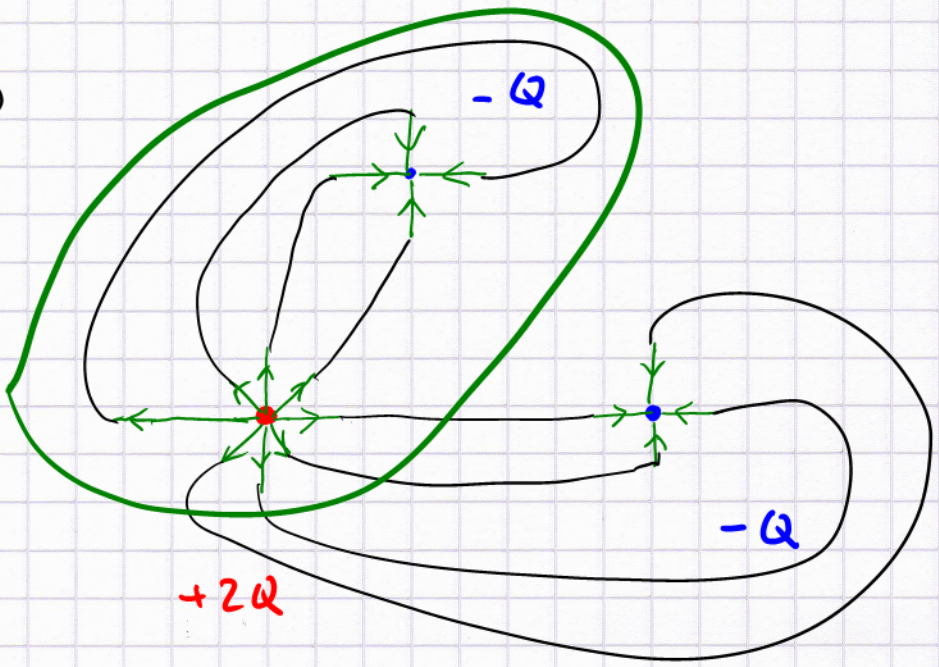
we could try it out in charges-and-fields.swf (arrow plot + field probe)

4 lines correspond to  $Q$



contains  $+2Q - Q = +Q$

4 field lines leave the  area



This is true for any such closed contour we draw:

HOW MANY LINES LEAVE/ENTER → MEASURE OF NET CHARGE

Gauss' law uses this idea:

(2)

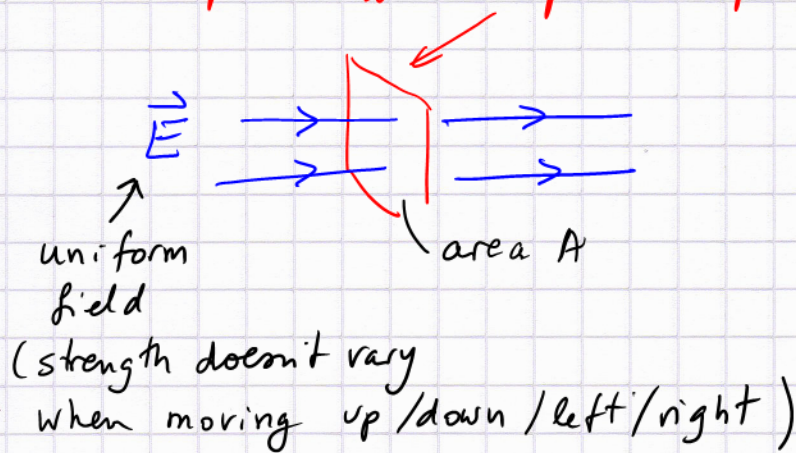
1) a probe surface (in our 2d planar example a closed contour) surrounds some charge

2) use a probe surface of appropriate symmetry:

for a point charge use a sphere centred on the charge

3) define electric flux  $\Phi$  through the probe surface

Example: window pane permeated by  $\vec{E}$  field:



pane + field perpendicular:

$$\Phi = E A$$

↑            ↑  
strength of field    area  
 $|\vec{E}|$

Compare: illumination of a wall with a window  
→ how much gets through the wall?

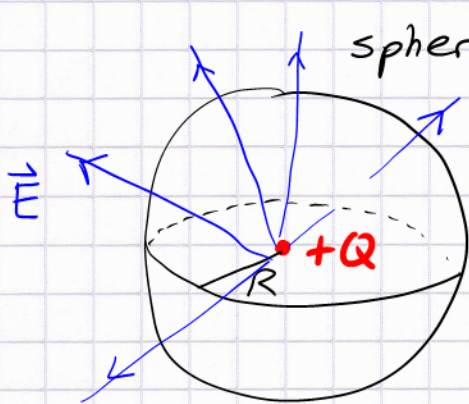
(depends on product of intensity and area)

Q: What if the pane is tilted against the flux direction?

A: Use the dot product of the  $\vec{E}$  field with the normal to the pane  
 $\phi = E A \cos \vartheta$

Example: plane  $\perp$  right angle to  $\vec{E} \rightarrow \phi = 0$

4) Probe surfaces of interest are closed  
(usually they surround charge)



sphere of radius  $R$ ,  $+Q$  sits  $\perp$  centre

$\vec{E}$  field lines cross surface  
along normal  $\rightarrow \vartheta = 0$ ;  $\cos \vartheta = 1$

$$\Phi = \underbrace{4\pi R^2}_A E_{\text{on surface}}$$

5) By Coulomb's law:  $E_{\text{on surface}} = \frac{kQ}{R^2}$

Thus, 
$$\Phi = 4\pi R^2 \frac{kQ}{R^2} = 4\pi kQ \equiv \overset{\text{permeability}}{\epsilon_0} Q = \frac{Q}{\epsilon_0}$$
  
$$\epsilon_0 \equiv \frac{1}{4\pi k}$$

Flux is a scalar (real number, pos. or neg.)

For  $Q > 0$  the flux is out of the sphere = positive

For  $Q < 0$ :  $\vartheta = \pi$ ;  $\cos \vartheta \rightarrow (-1)$   $\vartheta$  = direction angle  
between  $\vec{E}$  and  
outward normal vector.

$$\rightarrow \phi = \left| \frac{-Q}{4\pi\epsilon_0 R^2} \right| \cdot 4\pi R^2 \cdot (-1)$$

is negative

What have we learned so far?

(4)

Nothing new for a point charge?

→ some geometric interpretation for why the force law is inverse-distance-squared!

- Given a point charge  $Q$
- The electric field strength  $\sim \frac{1}{R^2}$   $R = \text{distance from charge}$   
(Coulomb's law, also true in Newtonian gravity)
- Gauss: flux through spheres of different radii:

$$\Phi = E A = E 4\pi R^2$$

but we have always the same charge enclosed, irrespective of value of  $R$

$$\Rightarrow \Phi = \frac{Q}{\epsilon_0}$$

$$\text{Therefore, } \underbrace{E_{@R}}_{E @ R} = \underbrace{E(R)}_{\text{"E of R"}} = \frac{Q}{\epsilon_0} \cdot \frac{1}{4\pi R^2} = \frac{kQ}{R^2}$$

Gauss' law incorporates Coulomb's law, and becomes a useful tool for charge distributions, such as lines, planes, spheres