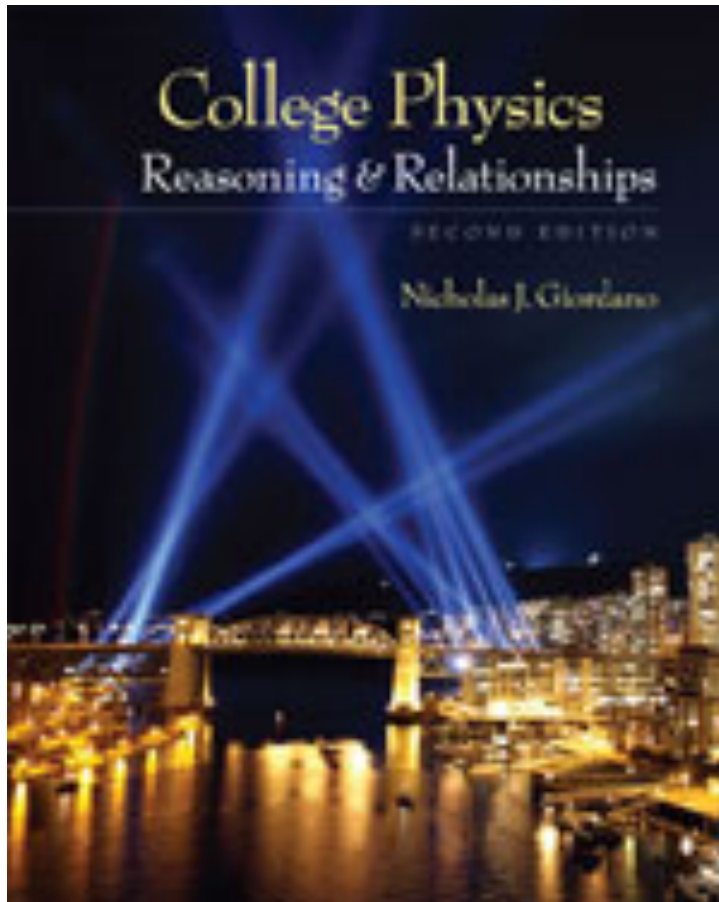


Your Course Text is Available at the Bookstore NOW!



PHYS1010

Instructed by:

Professor Marko

Horbatsch

YORK
UNIVERSITÉ
UNIVERSITY 
redefine THE POSSIBLE.

DAY *one*

Make your first day of class *count*.

Bundle Contents

- Giordano: College Physics text (Volumes 1 and 2)
- EWA (Enhanced WebAssign)
- Turning Point clickers (RF)
- Bundle ISBN# 0176551832
- York Bookstore Price - \$199.95

DAY *one*

Make your first day of class *count*.

Bundle Value

- Component pricing:

- Text
 - Volume 1 \$114.95
 - Volume 2 \$114.95
- Turning Point clicker \$64.95
- EWA Standalone \$86.95

DAY *one*

Make your first day of class *count*.

Bundle Value

- Total if purchased separately: \$381.80
- **York Bookstore price:** **\$199.95**

DAY *one*

Make your first day of class *count*.

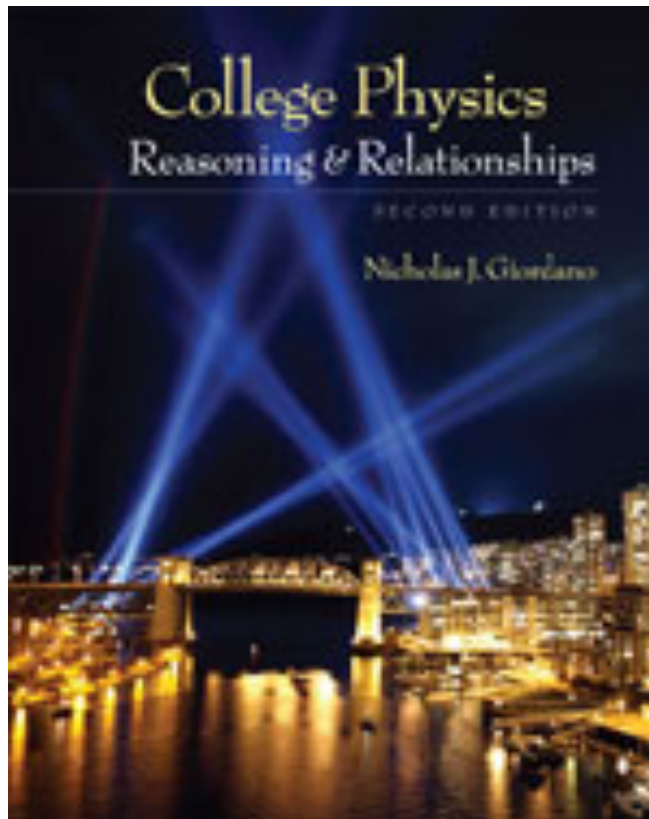
Technology used in PHYS1010: Enhanced WebAssign:

- Bundled with your book is a pass code that you will need to self- register.
- This technology will be used in your course for homework questions and quizzes, and will provide you with solutions and extra help.

DAY*one*

Make your first day of class *count*.

What is WebAssign?



- It is an online homework based website that allows you to learn and hand in assignments with ease.

- **WHY DO I NEED IT?**

You may be assigned homework problems to do each week and they will make up a portion of your mark!!

DAY ONE

How to Self-Enroll in WebAssign

Your instructor has decided to allow students to self-enroll into this WebAssign course.

- Please go to the login page at <https://webassign.net/login.html>

- Your Class Key is:

yorku.ca 0603 1819

DAYone

Make your first day of class *count*.

Click the I have a Class Key button

WebAssign [Search](#) [Contact Us](#)

Student Resources

- Technical Support
- Student Guide

Faculty Resources

- Technical Support
- Online Manual

WebAssign Login

Welcome to WebAssign!


Use the username, institution, and password provided by your instructor or account representative.

Username

Institution [\(what's this?\)](#)

Password [\(Reset Password\)](#)

[Log In](#) [\(Trouble Logging In?\)](#)

 Students: If your instructor gave you a Class Key, add yourself to that class here.

[I have a Class Key](#)

Tip: bookmark this page for quick access to WebAssign.

Enter and Submit the Class Key

Class Key

Enter the Class Key that you received from your instructor. You will only need to complete this once. After you have created your account, you can log in on the main page.

Class Key

Class Keys generally start with an institution code, followed by two sets of four digits.

Submit

← "our" class!


DAY *one*

Make your first day of class *count*.

Verify Class Information

- If the correct course and section is not listed, check with your instructor.

Verify Class Information

 Your Class Key has been recognized.

Verify that this is your class information.

Course 002 - Section 01
Instructor: ~~Rita Norris~~ MH
~~WebAssign University~~

Yolo

DAY *one*

Make your first day of class *count*.

Create a New Account/Use Your Existing One

- To create an account, select the first button and click **Continue**.
- To use an existing account, select the second button and log in using your login information.

Verify Class Information

Your Class Key has been recognized.

Verify that this is your class information.

Course 002 - Section 01
Instructor: Rita Norris
WebAssign University

I need to create a WebAssign account.
 I already have a WebAssign account.

Username
Institution
Password

DAYone

Make your first day of class *count*.

For New Accounts, Enter Information

Log In Information

Required fields are marked with an asterisk (*).

Preferred Username *

Your username may contain letters, numbers, and the following characters: underscore (_), hyphen (-), period (.)

Institution Code

webassign

Choose a Password *

Re-Enter Password *

Passwords are case-sensitive.

Student Information

Required fields are marked with an asterisk (*).

First Name *

Last Name *

Email Address *

Student ID Number

your family name AS IN
YORK system !!!
your

← Yorku student number

(NO SPACES !)


DAYone

Make your first day of class *count*.

Be Sure to Remember your Login!

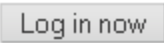
- After clicking  confirmation page displays.

Account Created

 Your account has been created.

Review your information below. You will need it for logging into WebAssign.

Username: student10
Institution code: webassign
Password: *(hidden)*



- Remember what you entered as your username and password.

- Click 

DAY*one*

Make your first day of class *count*.

How Do I Pay for WebAssign?

After logging in you may see a notice that includes Grace Period information and payment options.

- You can
 - register a code number if you have an Access Code card
 - or–
 - you can buy an Access Code online with a credit card.
- After the Grace Period you will see the payment options and not be able to continue without entering an Access Code.

DAY *one*

Make your first day of class *count*.

Payment/Code Registration Screen

WebAssign

Wednesday, August 27, 2008 03:27 PM EDT

Logged in as student@webassign

[Logout](#)[Home](#) | [My Assignments](#) | [Grades](#) | [Communication](#) | [Calendar](#)[★ Notifications](#) | [Guide](#) | [Help](#) | [My Options](#)**Home**

WebAssign Test Student
Chem 231, section 001, Spring 2008
Instructor: Mike Norris (WebAssign Staff)
WebAssign University

WebAssign Notices

According to our records you have not yet entered an access code for this class. The grace period will end Tuesday, September 9, 2008 at 3:26 PM EDT. After that date you will no longer be able to see your WebAssign assignments or grades, until you enter an access code.

If you have an access code (purchased with your textbook or from your bookstore) choose the appropriate prefix from the menu below. If your access code is not listed please contact your instructor.

-or-

You may purchase an access code online.

[Purchase an access code online](#)[Continue without entering an access code](#)**(12 days remaining)**

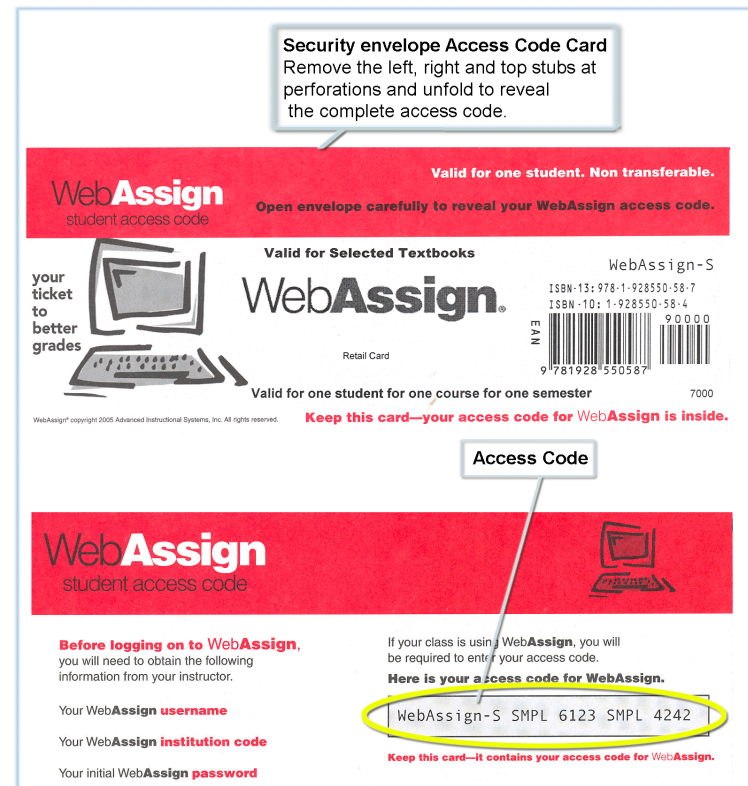
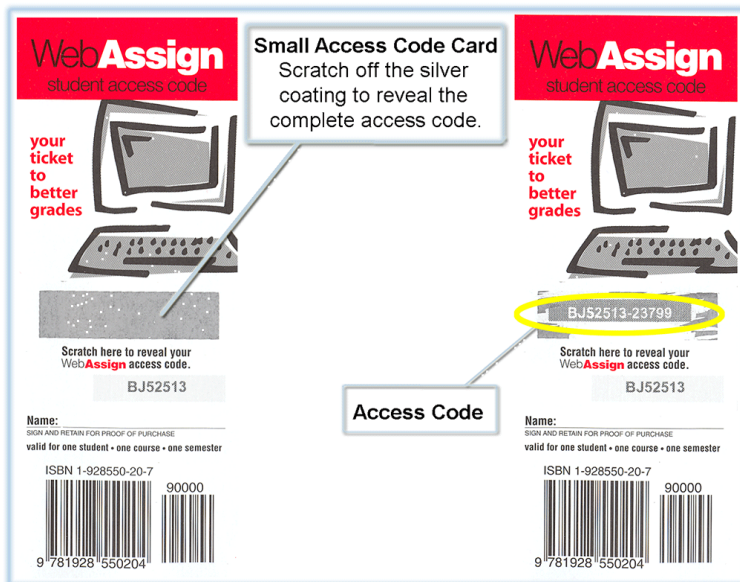
DAYone

Make your first day of class *count*.

What Does An Access Code Look

Like?

Your access code card will look like this or this



DAY one

Make your first day of class *count.*

How Do I Reset My Password?

- After logging in, click the My Options link in the upper right corner.
 - Fill in your new Password then re-enter for confirmation.
 - Fill in your old Password where requested in the lower left corner.
 - Be sure to add an email address if none is listed.
 - Click Save.

My Options [Close this window](#)

Personal Info **Settings**

Username	studentdemo	
Institution	WebAssign University (webassign)	
Fullname	Class, Student	
Email Address	<input type="text" value="student@democlass.com"/>	
Change Password	<input type="text"/>	(enter new password)
	<input type="text"/>	(reenter for confirmation)
If you made any changes above enter your current password here and then click save:		
<input type="text"/>		<input type="button" value="Save"/>

one

Make your first day of class *count*.

What If I Forget My Password?

- If you know your username, institution code and the email address on file for your account, you can request to reset your password from the login page.

WebAssign Login

Welcome to WebAssign!

Username

Institution [\(what's this?\)](#)

Password [\(Reset Password\)](#)

[Log In](#)

Use the username, institution, and password provided by your instructor or account representative.

[\(Trouble Logging In?\)](#)

- Otherwise you will need to ask your instructor to reset your password.

DAY *one*

Make your first day of class *count*.

Student Guide

- Links to the WebAssign Student Guide are available on your login page and after logging in. Please read over the guide so you are familiar with:
 - How to access and open assignments
 - How to submit answers to various types of questions
 - How to ask your teacher for help
 - How to view scores and grades
 - How to find additional available resources

DAY *one*

Make your first day of class *count*.

Need Additional Help ?

- **Phone support: (800) 955-8275**
 - 8:00 am - 8:00 pm ET Mon-Fri
 - 2:00 pm – 10:00 pm ET Sun
- **E-mail support: support@webassign.net**
 - 8:00 am - 11:00 pm ET Mon-Fri
 - 12:00 pm – 4:00 pm ET Sat
 - 12:00 pm – 10:00 pm ET Sun

DAY*one*

Make your first day of class *count*.